

EPA ORGANIZATION



FURNITURE, FLOOR
& ACCESSORIES

WORKSTATION
SUPPLIES &
STORAGE

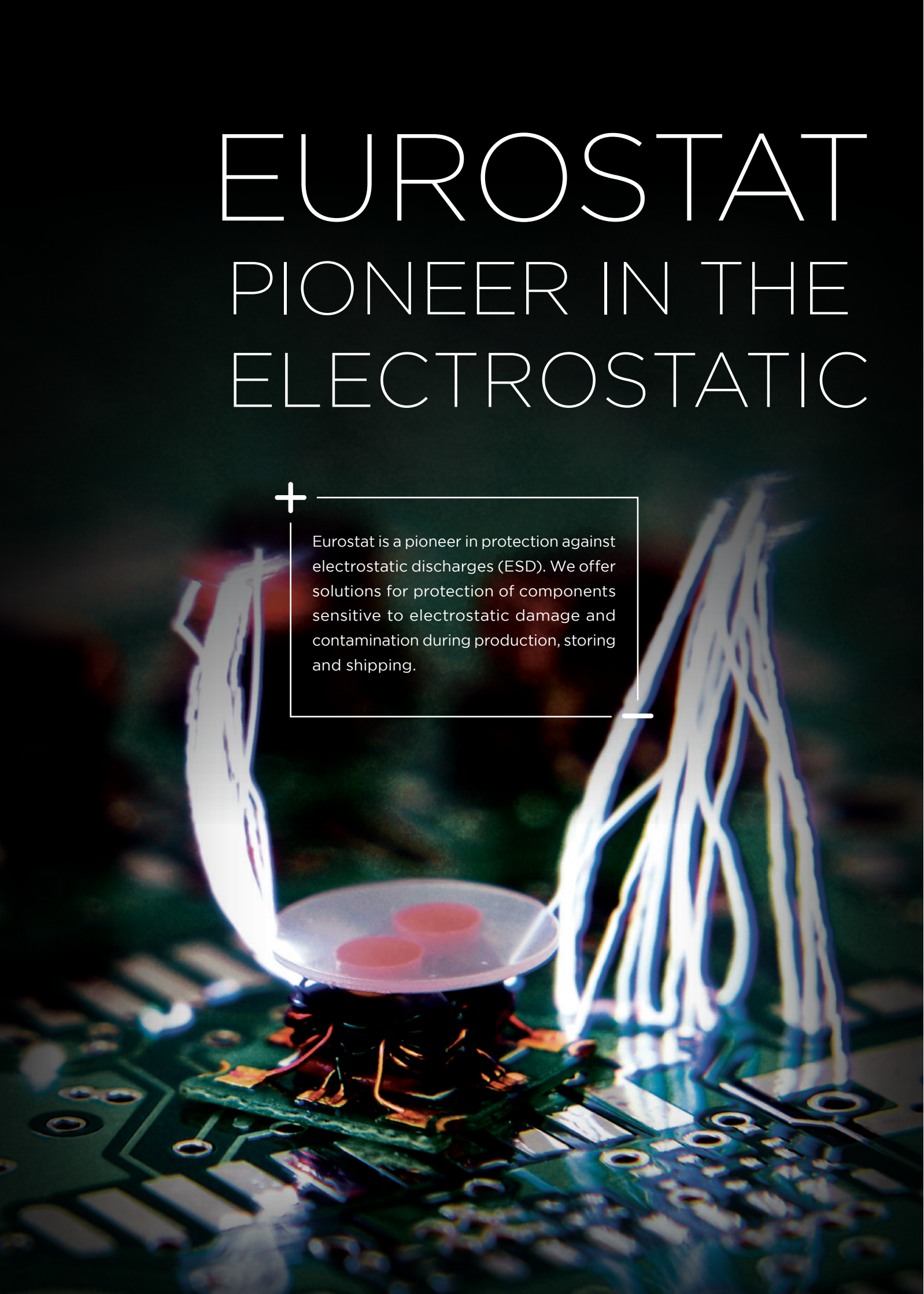
-EUROSTAT-

EUROSTAT

PIONEER IN THE ELECTROSTATIC



Eurostat is a pioneer in protection against electrostatic discharges (ESD). We offer solutions for protection of components sensitive to electrostatic damage and contamination during production, storing and shipping.



PROTECTION OF DISCHARGES

WHAT ARE ELECTROSTATIC DISCHARGES?

All materials are composed of atoms. Each atom is composed of a positive charge, around which gravitate many negative electrons. At rest, positive nucleus charges are equal to the sum of negative charges of the electrons that gravitate around them. The charge therefore remains neutral. Static electricity is a phenomenon which happens when two surfaces contact each other and are then separated. It's at this moment that an exchange in electrons between both surfaces can occur. At this moment occurs a movement of electrons that creates charges at the surface of both materials.

This exchange of electrons between conductive materials (and man made materials) can occur suddenly, creating an electrostatic discharge with irreversible damage, especially to electrical components.

In order to avoid those damages, it is necessary to implement the protective measures aiming elimination of all static electricity sources and consequently, prevention of the electrostatic discharges. Nevertheless, if the static discharges appear, Eurostat has developed a whole range of materials and products, providing protection for electrostatic sensitive devices such as PCBs.

Conductive

Allows a rapid discharge to ground that can have the same effect as an ESD discharge. These materials insure a bond with ground but do not mitigate the energy exchanged during a discharge.

Grounding resistance less than
 $R_s/R_v < 1 \times 10^4 \Omega$

Dissipative

Allows a slower discharge from the charge carrier to the ground, reducing the risk of potential damage.

Grounding resistance is between $10^4 < R_s/R_v < 1 \times 10^{11} \Omega$


Insulative

Offers no grounding of electrostatic charges.

Offer no grounding of electrostatic charges
 $R_s/R_v > 1 \times 10^{11} \Omega$

EPA ORGANIZATION

Eurostat provides a wide range of products and consumables for production in ESD protected areas (EPA) and warehouses, to protect against electrostatic discharges.



EQUIPPING AN EPA

The necessary equipment to protect a production area is as follows:

- A workbench
- A fabric or vinyl chair (vinyl for clean rooms),
- A table mat,
- A wrist strap/cord
- A universal terminal to ground the wrist strap, if possible with an earth bonding point under the workbench,
- A grounding terminal plate to ensure the safety of the setup,
- A table ionizer.

Generally, it is recommended to keep 30 cm away any objects that are No -conductive (insulative) or radiating over 5,000 Volts/m or 125 Volts/Inches that are in immediate proximity of sensitive circuits, such as: water bottles, office supplies that can generate ESD, insulative packaging, etc. As well as any cellulose (paper, wood, cardboard...) based elements with a low hygrometry (<40%).

Clothing

As an important factor when it comes to electrostatic discharge generation, all personal must wear suitable ESD clothing that reduces risk of generating electrostatic discharge.

Dissipative lab coats are mandatory; they must not be covered in any insulative element (veil, badge, safety jacket, long hair etc.) and must cover the sleeves of the operator.

The floor

The floor of an EPA zone must be dissipative, and is required to ground the operator. He must be equipped with a strap/cord and proper shoes.

An ESD floor requires special cleaning, to avoid any risks of insulating its ESD properties. For example, you must avoid any cleaning product containing waxes or silicones.

Zone identification

It is important to identify and mark the areas where the workbenches are with appropriate signage on the walls and on the floor:

- Floor adhesive (workspace Identification) or guiding posts
- Signs at the entrances and exits of the EPA zones
- An instrument capable of testing wrist straps and/or shoes must be installed at the entrances of every EPA zone. Operators must test themselves before setting up.
- An instrument capable of ensuring an equal potential link between the operator, his workbench, and the ground.

Every safety or control device must be checked regularly.



ESD PREVENTION EQUIPMENT VERIFICATION

Every safety or control device must be checked regularly to be in line with the IEC 61340 norm.

- Measuring surface resistance (Tera Ohm meter)
- Measuring electrostatic charges (Field meter)

Each device must be calibrated every year in order to stay compliant with the IEC 61340 norm. Eurostat offers this service.

TRAINING

All staff must be aware of the risks that electrostatic discharges represent.

Eurostat offers 3 levels of training, from operator to ESD coordinator, to ensure that all staff follows good practices to be used within the EPA.

GLOSSARY

ABS: Acrylonitrile-Butadiene-Styrene

APET: Amorphous Polyethylene Terephthalate

Carbon Nanotubes: Two dimensional layers of carbon atoms, providing conductivity or dissipation to PS matrix, depending on concentration in the material

CPM: Charge Plate Monitor measures voltages applied to it's sensing plate.

Directive RoHS: European Directive: Limiting the use of certain dangerous substances in association with electrical and electronic components

EMI: Electromagnetic interference

EPA: Electrostatic Protected Area (An area of complete ESD protection)

ESD: Electro-static Discharge

European Standard IEC 61340-5-1: Protection of electro static sensitive devices

LDPE, HDPE: Low density PolyEthylene, High density PolyEthylene

PC: PolyCarbonate

PCB: printed circuit board

PE: PolyEthylene

PP: PolyPropylene

PS: PolyStyrene

PU: PolyUrethane

RV (volume resistance): Resistance test between the surfaces of a material

RS (surface resistance): Measurement taken from the surface area of a material

Shielding: Material offering a Faraday cage

SMD: Surface Mount Devices

Standards EIA-583 / EIA-541 /EIA-625: Standards related to the packaging of humidity sensitive parts

TPU: Thermoplastic Polyurethanes

VCI: Vapor Corrosion Inhibitor

MVTR: Moisture Vapor Transmission Rate

TABLE OF CONTENTS

01

FURNITURE, FLOOR & ACCESSORIES

1. 10

Workbenches

Classic series 10-15

Alliance series 11-15

2. 16

CHAIRS AND STOOLS

2.1. Eurostat chair 16

2.2. Cleanroom Basic chair 16

2.3. Ergonomic workplace chair 17

2.4. Comfort workplace chair 17

2.5. Ergonomic chairs 18

2.6. Polyurethane chairs 18

2.7. Polyurethane stool 19

2.8. Amazon Saddle Chair 19

2.9. Standing rest 19

2.9. Arm rest 20

2.10. Basic foot rest 20

2.11. Pro foot rest 20

3. 21

CHROME PLATED SHELVES AND TROLLEYS

3.1. Shelves 21

3.2. Standard trolley 21

3.3. ESD safe table trolley 22

3.4. ESD safe box trolley 22

3.5. Custom Shelf 22-23

4. 24

TABLE MATS AND FLOOR GROUNDING

4.1. Table mats 24-25

4.2. Floors 26-27

4.3. Anti fatigue solutions 28

4.4. Acrylic adhesive 28

4.5. Varnishes 29

4.6. Black conductive tubing 29

4.7. Grounding kit 29

5. 30

GROUNDING ACCESSORIES

5.1. Permanent monitor 30

5.2. Workbench Connection 30

5.3. Universal grounding box plugs 31

5.4. Stud assembly tool 32

5.5. Cords 33

5.6. Operator grounding bracelets 34

5.7. Hand lotion 35

6. 36

EPA WASTE BINS

6.1. Waste bins 36

6.2. Refuse bag trolley 37

6.3. Waste bags 37

7. 38

ESD SAFE AWARENESS

7.1. Floor adhesive tapes 38

7.2. Signs 38

7.3. Stickers 39

7.4. High visibility waistcoat 40

7.5. Retractable belt barrier 40

8. 41

CLEANING PRODUCTS

8.1. Liquid products 41

8.2. Wipers 42

8.3. Sticky rolls 43

8.4. Paper for sticky rolls 43

8.5. ESD safe Broom & Dustpan 43

8.6. Vacuum cleaners 44

PAGE 9

02

WORKSTATION SUPPLIES & STORAGE

1.	46
WORKBENCH ORGANIZERS	
1.1. Picking bins	46
1.2. Reel boxes	47
1.3. SMD cabinets	48
1.4. ESD safe turntables	48
1.5. Conductive magazines	49
1.6. Quickfill magazines	50
1.7. Customized magazines	50
2.	51
ESD BINDERS AND POUCHES	
2.1. ESD safe binders	51
2.2. ESD safe document holder	51
2.3. ESD safe pouches for lamination	52
2.4. ESD safe quick release file	52
2.5. Clean room Paper	52
2.6. Clip board	53
2.7. ESD safe flip over system	53
3.	53
OFFICE SUPPLIES	
3.1. Luminos lamp	53
3.2. Omega 7 magnifier	54
3.3. Quadra magnifier	54
3.4. Illuminating magnifier	54
3.5. ESD safe calculator	55
3.6. ESD safe ruler	55
3.7. ESD safe scissors	55
3.8. ESD safe stapler	55
3.9. ESD safe pen and desktop cup	55
3.10. Conductive black rubber bands	56
3.11. Conductive paper tray	56
3.12. ESD safe tape dispensers	56

PAGE 45

4.	57
-----------	----

TAPE

4.1. Parcel adhesive tape	57
4.2. Low charging transparent tape	57
4.3. Tapes with conductive grid	57
4.4. Transparent adhesive	57

5.	58
-----------	----

ESD TOOLS

5.1. ESD safe cutter	58
5.2. ESD safe screwdrivers	58
5.3. ESD safe cutters and pliers	59
5.4. ESD safe tweezers	60
5.5. ESD safe brushes	61
5.7. Swabs	62
5.8. ESD safe swabs	62
5.6. Kapton tapes	63

6.	64
-----------	----

OTHER ESD SAFE TOOLS

6.1. ESD safe pen-vac	64
6.2. ESD safe tool box	64

7.	64
-----------	----

PERSONAL BOTTLES

7.1. Personal ESD safe bottles	64
7.2. Personal alu bottles	64
7.3. ESD safe PE bottles	65

8.	66
-----------	----

PACKAGING ACCESSORIES

8.1. Low tribocharging stretch film	66
8.2. Conductive straps	66
8.3. Dissipative velcro™ straps	67
8.4. Parcel adhesive tape	67

03

TRAINING AUDIT & SERVICE

PAGE 69



01

FURNITURE, FLOOR & ACCESSORIES

+

Eurostat provides equipment to furnish an EPA: workbenches, chairs, stools, floor and table mats, shelves, labelling and cleaning products...

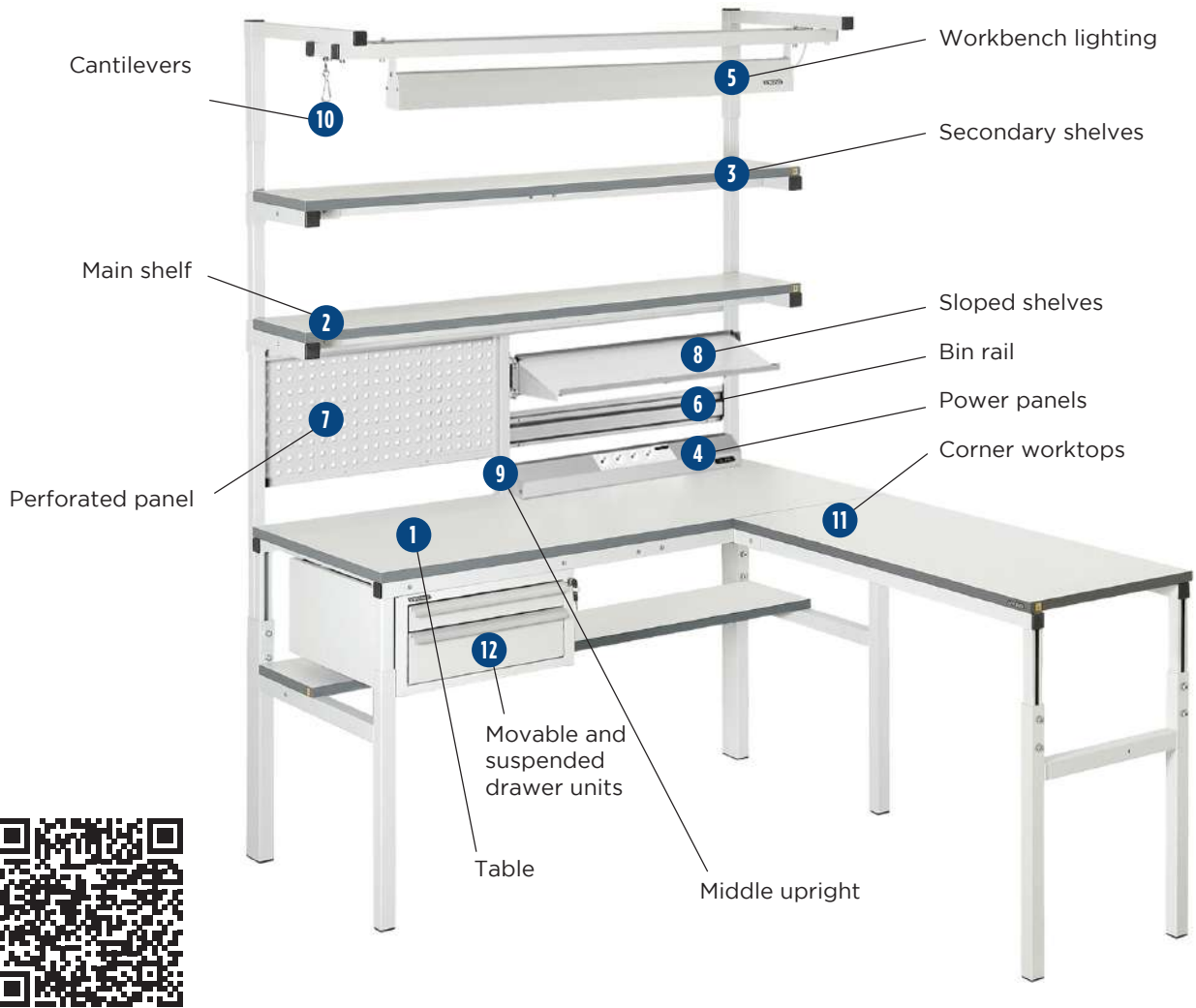
—

1. WORKBENCHES

Eurostat provides a wide range of ergonomic and customisable workbenches. Their flexibility allows operators to easily adjust the height and adapt the workstation to their individual needs.

IEC 61340
Compliant

CLASSIC SERIES



Build your Workbench

Technical data:


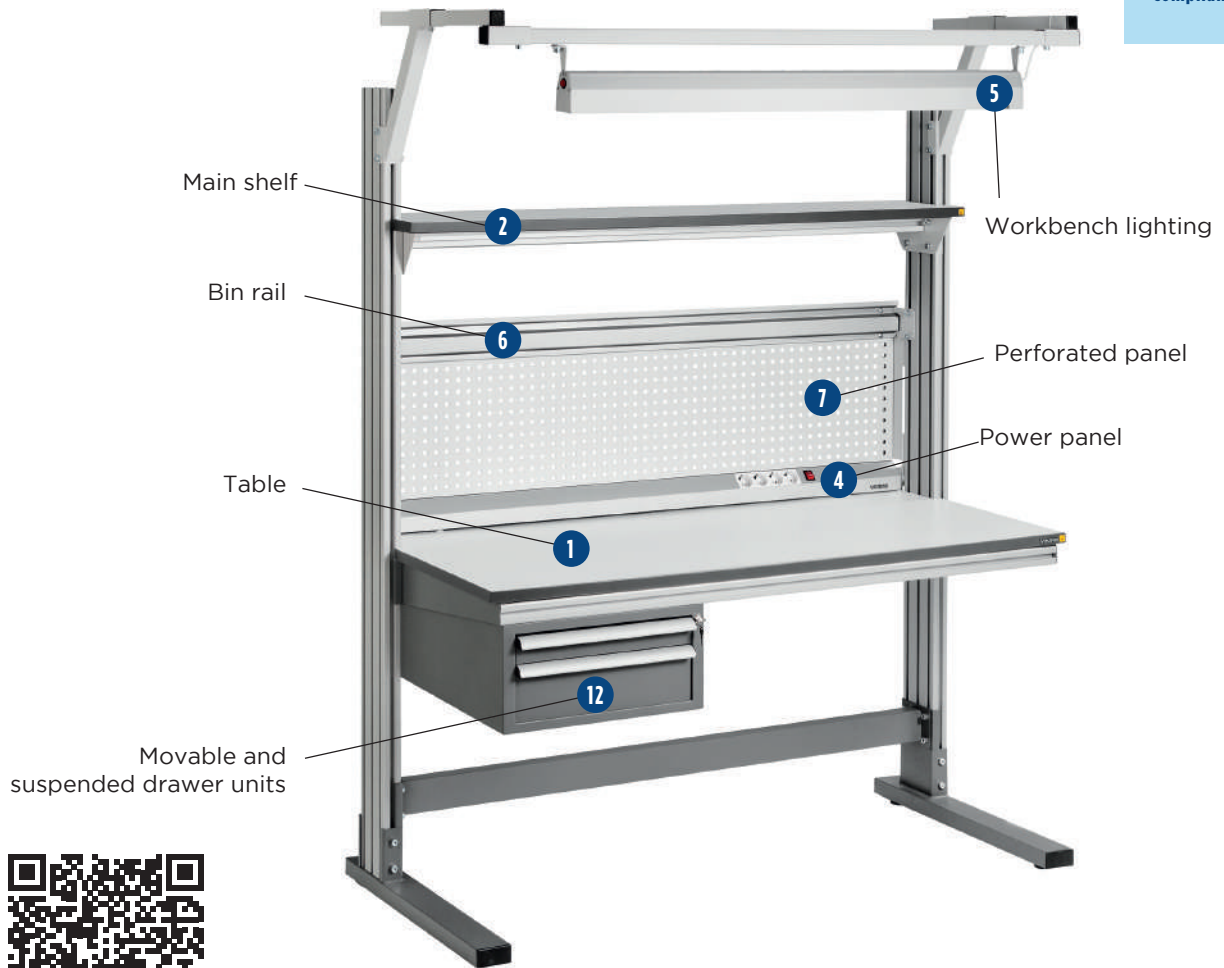
- Classic Series
- Mechanical height adjustment: 650-950 mm
- Maximum load capacities: 300 kg
- Temperature resistance: 300°C
- ESD properties



- **Mechanical height adjustment:**
650 – 950 mm
- **Maximum load capacities:**
300 kg (50 kg per shelf)
- **Temperature resistance:** 300 °C

ALLIANCE SERIES

IEC 61340
Compliant



Build your Workbench

Technical data:

- Alliance motorized series
- Version without motorized height adjustment available.
- Delivered as a kit: Table, 1st shelf, lights or led lights, perforated panel
- Temperature resistance: 300 °C
- Complementary element can be added.
- Workstations can be joined in a row or back-to-back which reduces costs.
- ESD properties
- Power Panel



MOTORIZED VERSION

- **Motorized height adjustment (button):** 700 - 950 mm
- **Speed:** 3 mm/s
- **Maximum load capacities:** 200 kg (table) and 100 kg (shelf)



NON-MOTORIZED VERSION

- **Mechanical height adjustment:** 600 - 1300 mm
- **Maximum load capacities:** 200 kg (table) and 100 kg (shelf)

1 Table

Dimensions mm	Part Number Classic	Part Number Alliance
1200 x 700	44-150-0100	44-150-0276
1200 x 900	44-150-0170	-
1500 x 700	44-150-0101	44-150-0215
1500 x 900	44-150-0172	-
1800 x 700	44-150-0102	44-150-0225
1800 x 900	44-150-0174	-

2 Main shelf

Rear racks are included

Technical data:

- **Height adjustment:** 1000-1800 mm
- **Maximum load capacities:**
Classic : 50 kg / Alliance : 100kg
- ESD properties

Reference model	Dimensions mm	Part Number Classic	Part Number Alliance
1200 mm workbench	1200 x 300	44-150-0103	included
1200 mm workbench	1200 x 400	44-150-0162	included
1500 mm workbench	1500 x 300	44-150-0104	included
1500 mm workbench	1500 x 400	44-150-0165	included
1800 mm workbench	1800 x 300	44-150-0105	included
1800 mm workbench	1800 x 400	44-150-0167	included

3 Additional shelves (Main shelf necessary)

Main shelf must be previously installed

Technical data:

- **Height adjustment:** 1100-1800 mm
- **Maximum load capacities:**
Classic : 50 kg / Alliance : 100kg
- ESD properties
- Colour: Grey

Reference model	Dimensions mm	Part Number Classic	Part Number Alliance
1200 mm workbench	1200 x 300	44-150-0160	44-150-0277
1200 mm workbench	1200 x 400	44-150-0161	44-150-0278
1500 mm workbench	1500 x 300	44-150-0163	44-150-0216
1500 mm workbench	1500 x 400	44-150-0164	44-150-0279
1800 mm workbench	1800 x 300	44-150-0166	44-150-0224
1800 mm workbench	1800 x 400	44-150-0127	44-150-0280

4 Power panels

IEC 61340
Compliant

Basic configuration consists of 4 sockets placed in aluminum case with Protective contact and 3m cable. Panel can be equipped with additional sockets, earth leakage circuit breaker, automatic fuse and a phone jack.

Technical data:

- Nominal load capacity: 10 A
- Ground cord cross-section : 1,5 mm
- Other sockets available on request

Reference model	Prerequisites	Dimensions mm	Part Nr. Classic	Part Nr. Alliance
1200 mm workbench	Either main shelf or rear racks required	1200	44-150-0147	Included
1200 mm workbench	Vertical middle upright 12/15/18 required - Either main shelf or rear racks required	595 (half panel)	44-150-0146	-
1500 mm workbench	Either main shelf or rear racks required	1500	44-150-0139	Included
1500 mm workbench	Vertical middle upright 12/15/18 required - Either main shelf or rear racks required	745 (half panel)	44-150-0148	-
1800 mm workbench	Either main shelf or rear racks required	1800	44-150-0150	Included
1800 mm workbench	Vertical middle upright 12/15/18 required - Either main shelf or rear racks required	895 (half panel)	44-150-0149	-

5 Workbench lighting

IEC 61340
Compliant

Either main shelf or rear racks required. Workbench lighting is placed in an aluminum case with 2 energy-efficient luminescent 54 W lamps, light direction regulation and shadowless reflector provided. Quick switching on without shimmering, no strobing freeze

Technical data:

- Lamp size : 1200 mm
- Height adjustment: 500 - 1350 mm
- Lighting intensity at 1000 mm: 1200 lux central
- 800 lux en peripherals
- Colour: Grey

Possible to add a Luminos Lamp (PN: 44-311-0604, see page 53)

Reference model	Dimensions support mm	Part Number Classic	Part Number Alliance
1200 mm Workbench	1200	44-150-0192	included
1500 mm Workbench	1500	44-150-0140	included
1800 mm Workbench	1800	44-150-0184	included

01. FURNITURE, FLOOR & ACCESSORIES

6 Bin rail

Either main shelf or rear rack required

Technical data:

- Aluminum rail for bin storage placed along workbench length
- Maximum load capacities: 10 kg
- Half-size bin rails also available

IEC 61340
Compliant

Reference model	Dimensions mm	Part Number Classic	Part Number Alliance
1200 mm workbench	1200	44-150-0168	44-150-0273
1500 mm workbench	1500	44-150-0142	44-150-0274
1800 mm workbench	1800	44-150-0169	44-150-0275

Browse our bin rail selection page 46

7 Perforated panel

Technical data:

- Panels can be equipped with accessories
- Colour: Grey

IEC 61340
Compliant

Reference model	Prerequisites	Dim. mm	Part Number Classic	Part Number Alliance
1200 mm workbench	Either main shelf or rear racks required	1200 x 325	44-150-0155	included
1200 mm workbench	Vertical middle upright 12/15/18 required Either main shelf or rear racks required	560 x 505 (Half Panel)	44-150-0154	-
1500 mm workbench	Either main shelf or rear racks required	1500 x 325	44-150-0141	included
1500 mm workbench	Vertical middle upright 12/15/18 required Either main shelf or rear racks required	710 x 505 (Half Panel)	44-150-0156	-
1800 mm workbench	Either main shelf or rear racks required	1800 x 325	44-150-0136	included
1800 mm workbench	Vertical middle upright 12/15/18 required - Either main shelf or rear racks required	910 x 505 (Half Panel)	44-150-0157	-

8 Sloped shelves

The adjusted angle provides comfort monitoring of working equipment.

Technical data:

- Vertical middle upright rack 12/15/18 required
- Maximum load capacities: 50 Kg
- Colour: Grey

IEC 61340
Compliant

Reference model	Dimensions mm	Part Number Classic	Part Number Alliance
1200 mm workbench	534 x 295	44-150-0158	-
1500 mm workbench	684 x 295	44-150-0131	-
1800 mm workbench	834 x 295	44-150-0159	-

9 Middle upright

To divide the vertical panel in two parts.

IEC 61340
Compliant

Reference model	Part Number Classic	Part Number Alliance
1200 mm workbench	44-150-0176	-
1500 mm workbench	44-150-0177	-
1800 mm workbench	44-150-0178	-
Vertical upright	44-150-0207	-
Short vertical upright	44-150-0232	-

10 Cantilevers

- Designed for easy-to-reach attaching of drawings, lighting and instruments
- Workbench lighting required

IEC 61340
Compliant

Reference model	Dimensions mm	Part Number Classic	Part Number Alliance
1200 mm workbench	1200	44-150-0151	-
1500 mm workbench	1500	44-150-0152	-
1800 mm workbench	1800	44-150-0153	-

11 Corner worktops

- ESD properties
- Surface resistance: $R_s < 1 \times 10^9 \Omega$
- Volume resistance: $R_v < 1 \times 10^9 \Omega$
- Colour: Grey

IEC 61340
Compliant

Reference model	Dimensions mm	Part Number Classic	Part Number Alliance
CLASSIC models	1200 x 500	44-150-0143	-

12 Movable and suspended drawer units

- Equipped with 550 mm telescopic drawers and central lock
- ESD properties
- Maximum load capacities per drawer: 30 kg
- Surface Resistance: $R_s < 1 \times 10^9 \Omega$
- Volume resistance: $R_v < 1 \times 10^9 \Omega$
- Colour: Grey

IEC 61340
Compliant

Unit dimensions mm	Drawers number and dimensions mm	Weight kg	Part Number Classic	Part Number Alliance
SUSPENDED 490 x 354 x 605	1 drawer 400 x 45 x 505 2 drawers 400 x 100 x 505	20	44-150-0106	Not available on motorized version
SUSPENDED 490 x 233 x 605	1 drawer 400 x 45 x 505 1 drawer 400 x 100 x 505	15	44-150-0123	Not available on motorized version
MOVABLE on 4 castors 490 x 580 x 605	2 drawers 400 x 100 x 505 1 drawer 400 x 160 x 505	25	44-150-0193	44-150-0193
MOVABLE on 4 castors 490 x 650 x 635	1 drawer 400 x 45 x 505 2 drawers 400 x 100 x 505 1 drawer 400 x 160 x 505	32	44-150-0112	44-150-0112

2. CHAIRS AND STOOLS

2.1. Eurostat fabric and vinyl chair



Entirely ESD safe, perfectly adapted to EPA.
All surfaces are treated against ESD

Technical data:

- Surface resistance: $R_s = 1 \times 10^6 \Omega$
- Volume resistance : $R_v = 1 \times 10^6 \Omega$
- Seat depth: 470 mm
- Seat width: 460 mm
- Warranty: 10 years

IEC 61340
Compliant



- Backrest: Conductive plastic cover
- Seat and backrest height adjustment

Seat height mm	Material	Colour	Foot	Footrest	Part Nr.
440 - 590	Fabric	Blue	Castors	No	43-201-0020
		Black			43-201-0040
580 - 850		Blue	Glides	Yes	43-201-0120
		Black			43-201-0140
440 - 590	Vinyl	Black	Castors	No	43-201-0060
580 - 850			Glides	Yes	43-201-0160

2.2. Cleanroom Basic chair



Designed for environments sensitive to particle contamination and ESDs. The seats and backrests are covered with vinyl, the castors are conductive. Glides available on request.

Technical data:

- Tear resistant
- No -slip synthetic leather cover
- Surface resistance: $R_s = 1 \times 10^6 \Omega$
- Volume resistance : $R_v = 1 \times 10^6 \Omega$
- Colour: Black
- Warranty: 10 years

IEC 61340
Compliant
DIN EN ISO
14644-1



- Permanent contact backrest with seat tilt adjustment
- Seat and backrest height adjustment

Seat height mm	Base	Foot	Footrest	Cleanliness	Part Nr.
470-610	Aluminium	Conductive castors	No	ISO 3	43-202-0004
630-890		Conductive glides	Yes		43-202-0008

2.3. Ergonomic workplace chair



Ergonomic support, easy handling and outstanding robustness

Technical data:

- Seat depth: 400-460mm
- Seat width: 460 mm
- Warranty: 10 years
- Surface resistance: $R_s = 10^6 \Omega$
- Ground resistance $R_v = 10^6 \Omega$

IEC 61340
Compliant



- Backrest: conductive
- ESD properties
- Also available in synthetic leather

Seat height mm	Colour	Pieds	Part Nr.
450 - 580	Black ESD Fabric Duotec	Steel base / castors	43-203-0001
450 - 580	Black ESD synthetic leather Magic	Steel base / castors	43-203-0002

Chairs and stools are produced under strict quality control and especially designed for EPA and Cleanroom purposes. ESD safe armrests on request.

2.4. Comfort workplace chair



Black aluminum base, different possible adjustments: seat height and depth, seat incline, backrest height and weight regulation. Change of the upholstery element with a single click.

Technical data:

- Seat depth: 420-480 mm
- Seat width: 470 mm
- Warranty: 10 years
- Surface resistance: $R_s = 10^6 \Omega$
- Ground resistance $R_v = 10^6 \Omega$

IEC 61340
Compliant



- Backrest: conductive
- ESD properties
- Colored strips available: green, orange, blue, grey
- Also available in synthetic leather, PU

Seat height mm	Colour	Pieds	Part Nr.
450 - 620 mm	Black with orange Color strips	Aluminium base / castors	43-202-0001
450 - 620 mm	Black with green Color strips	Aluminium base / castors	43-202-0002

2.5. Ergonomic chairs



Heavy-duty fabric for intensive industrial use.
Standard aluminum base.
These chairs contribute to an ergonomic workplace.

Technical data:

- Seat depth: 470mm
- Seat width: 440mm
- Rv: $1 \times 10^9 \Omega$
- 5 years warranty on mechanical parts.

**IEC 61340
Compliant**



Height-adjustable seat and backrest
(adjustable angle of 8°)

Seat height mm	Colour	Foot	Footrest	Anti ESD armests	Part Nr.
390-540	Grey	Castors	No	No	43-600-2005
	Grey		No	Yes	43-600-2105
540-740	Grey		Yes	No	43-600-2010
	Blue		Yes	No	43-600-2011
	Grey		Yes	Yes	43-600-2110
590-840	Grey		Yes	No	43-600-2015

2.6. Polyurethane chairs



Technical data:

- Aluminum base, diameter 60 cm
- Rv <math>< 1 \times 10^6 \Omega</math>
- Colour: Black
- 5 years warranty

**IEC 61340
Compliant**



- Adjustable Back height
- Conductive soft castors

Seat height mm	Work height mm	Footrest	Part Nr.
440-570	700-800	No	43-600-3200
520-710	800-900	Yes	43-600-3205
580-830	900-1000	Yes	43-600-3210

2.7. Polyurethane stool



Technical data:

- Aluminium base
- Rv $1 \times 10^6 \Omega$
- Colour: Black
- Warranty: 10 years

**IEC 61340
Compliant**



- Ergonomic and comfortable backrest
- Variable height adjustment
- Seat rotation: 360°C

Seat height mm	Description	Part Nr.
510-780	Standing stool with glides and foot ring	43-605-0001

2.8. Amazon Saddle Chair



Technical data:

- Aluminium base, diameter 54cm
- Rv $1 \times 10^6 \Omega$
- Colour: Black
- Work surface Height 80-100 cm
- 5 years warranty

**IEC 61340
Compliant**



- Height adjustment 57-76cm
- ESD safe seat

Seat height mm	Part Nr.
570-760	43-600-0019

2.9. Standing rest



Aluminium ESD safe stand stool

Technical data:

- Rv $1 \times 10^6 \Omega$
- Colour: Black

**IEC 61340
Compliant**



- Excellent safety thanks to a stable base
- Integrated comfort handles
- Easy to clean
- Space-saving, light and easy to move around

Seat height mm	Part Nr.
620-850	43-605-0002

2.9. Arm rest



Technical data:

- Safe use in sensitive environments
- Protects your electronic devices

IEC 61340
Compliant



- Corrects posture
- Enhances operator ease
- Compatible with all types of tables
- Synthetic leather cushion available: 44-301-0011

Dimensions mm

Part Nr.

280 - 160 - 290

44-301-0009

2.10. Basic foot rest



Technical data:

- Conductive plastic with metal frames
- Height adjustment

IEC 61340
Compliant



- Adjustable tilt angle
- Version with no height adjustment available on request

Dimensions mm

Part Nr.

420 x 320 x 80/290

44-310-5125

2.11. Pro foot rest



Technical data:

- Conductive plastic with metal frames
- Height adjustment

IEC 61340
Compliant



- Easy to operate with one foot

Dimensions mm

Part Nr.

440 x 320 x 80/300

43-600-0020

3. CHROME PLATED SHELVES AND TROLLEYS

3.1. Shelves



Technical data:

- Standard units available with 4 to 5 shelves
- Raw material: Chrome plated metal
- Surface resistance R_s : $< 1 \times 10^5 \Omega$
- Maximum load per shelf: 200 kg
- Maximum total load: 500 kg

IEC 61340
Compliant



- Adjustable feet
- Adjustable individual shelf height

Dimensions mm	Nr. of shelves	Height mm	Part Nr.
460 x 1220	4	1590	40-020-0005
610 x 1220	4	1590	40-020-0010
610 x 1520	4	1590	40-020-0015
610 x 1520	5	1900	40-020-0020
610 x 1820	4	1590	40-020-0025
610 x 1820	5	1900	40-020-0030

3.2. Standard trolley



Standard trolley type available with 2 or 3 shelves per trolley

IEC 61340
Compliant

Technical data:

- Material: chrome plated metal
- Surface resistance R_s $< 1 \times 10^4 \Omega$
- Maximum load per trolley: 200 kg



Conductive rubber swiveling castors (2 with brakes)

Dimensions mm L x W x H	Nr. of shelves	Part Nr.
460 x 760 x 1030	2	40-010-0005
460 x 760 x 1030	3	40-010-0010
610 x 910 x 1030	2	40-010-0015
610 x 910 x 1030	3	40-010-0020

3.3. ESD safe table trolley with one handle



Technical data:

- Material: shiny zinc - coated tubing with rounded edges
- Surface resistance: $R_s: < 1 \times 10^5 \Omega$
- Maximum load: 150kg

IEC 61340
Compliant

Part Nr.	Shelves	Shelf Dim mm	Length mm	Width mm	Height mm	Handle
40-200-6034	2	800 x 430	1140	460	980	Horizontal

3.4. ESD safe box trolley



Technical data:

- Material: shiny zinc - coated tube
- Surface resistance: $R_s: < 1 \times 10^5 \Omega$
- Maximum load: 200kg

IEC 61340
Compliant

Part Nr.	Length mm	Width mm	Height mm
40-200-6035	670	465	1585

3.5. Custom Shelf (for 40-020-000x & 40-010-000x)

a. Chrome plated wire shelves



Part Nr.	Dimensions mm
40-100-1830	460 x 760
40-100-1836	460 x 910
40-100-1848	460 x 1220
40-100-1860	460 x 1520
40-100-1872	460 x 1830
40-100-2124	530 x 610
40-100-2430	610 x 760
40-100-2436	610 x 910
40-100-2442	610 x 1070
40-100-2448	610 x 1220
40-100-2460	610 x 1520
40-100-2472	610 x 1820

IEC 61340
Compliant

b. Chrome plated wire shelves for reels



Dimensions mm	Part Nr.
460 x 910 designed for 39 reels	40-101-0001
460 x 910 designed for 15 reels	40-101-0005

c. Chrome plated posts

Dimensions mm	Part Nr.
755	40-150-0030
1390	40-150-0054
1590	40-150-0063
1900	40-150-0074
2185	40-150-0086

d. Accessories

Description	Part Nr.
Set of 4 pairs of half aluminum sleeves (for 1 shelf)	40-180-0260
U-Handle for 460mm wide trolley, chrome plated (2 per trolley)	40-180-0005
U-Handle for 610mm wide trolley, chrome plated (2 per trolley)	40-180-0010
Push handle for 460mm mobile shelf, chrome plated	40-180-0025
Push handle for 460mm mobile shelf, chrome plated	40-180-0030
Bumper (non ESD safe) to be used on trolleys and mobile shelving units	40-170-0010
Set of 4 wheels (2x shifted, 2x brakes) to be used on trolleys and mobile shelving units	40-170-0005

e. EVA matting for shelves

EVA plastic to cover shelving, benching, trolleys.

Thickness mm 1.5



- Extremely competitive option
- Cut to size on demand

Maximum temperature of use 50°C

**IEC 61340
Compliant**

Technical data:

- Delivered without any accessories
- Surface resistance R_s : $< 1 \times 10^5 \Omega$
- Maximum width: 1100mm
- Core diameter: 76mm
- Colour: Black


Dimensions m	Part Nr. per roll
24 x 1,10	32-500-2410
24 x 0,55	32-500-2455

4. TABLE MATS AND FLOOR GROUNDING

4.1. Table mats

a. High temperature resistant version

Dissipative top layer, conductive bottom layer for excellent path to ground, easy to clean, high durability.



Thickness mm **2**

IEC 61340
Compliant

Technical data:


- Surface resistance R_s :
Top layer $\leq 1 \times 10^9 \Omega$
Bottom layer $\leq 1 \times 10^4 \Omega$
- Volume resistance R_v : $\leq 3,5 \times 10^7 \Omega$



Soldering heat resistant.
Pre-cut mats are supplied with
2 x 10mm male studs and grounding
cord (ref 30-560-1510) p.32

Shape	Dimensions	Colour	Part Nr.
Complete roll	1,22 m x 10 m	Beige	32-190-1102
Complete roll	1.22 m x 10 m	Grey	32-190-1103
Complete roll	1.22 m x 10 m	Blue	32-190-1104
Pre-cut	61 cm x 90 cm	Beige	32-200-2609
Pre-cut	61 cm x 90 cm	Grey	32-200-3609
Pre-cut	61 cm x 90 cm	Blue	32-200-4609
Pre-cut	60 cm x 120 cm	Beige.3	32-200-2612
Pre-cut	60 cm x 120 cm	Grey	32-200-3612
Pre-cut	60 cm x 120 cm	Blue	32-200-4612

b. Standard version



No soldering resistance,
dissipative top layer and
conductive bottom layer for
excellent path to ground.

Thickness mm **2.0**

IEC 61340
Compliant

Technical data:

- Surface resistance R_s :
Top layer $\leq 1 \times 10^8 \Omega$
Bottom layer $\leq 1 \times 10^4 \Omega$

Dimensions	Colour	Part Nr.
0,61 x 10 m	Green	32-918-0800
1,00 x 10 m	Green	32-918-1000
0,61 x 10 m	Grey	32-918-0801
1,00 x 10 m	Grey	32-918-1001
0,61 x 10 m	Blue	32-918-0802
1,00 x 10 m	Blue	32-918-1002

c. PVC Version



Flame retardant, oil resistant, water and chemical resistant, no discoloration

Thickness mm 3.2

IEC 61340
Compliant

Technical data:

- Surface resistance Rs: $1 \times 10^7 - 1 \times 10^9 \Omega$
- Volume resistance Rv: $1 \times 10^7 - 1 \times 10^9 \Omega$
- Static decay: < 1,9 s
- Colour: Blue

Dimensions

Part Nr.

Complete roll 120 cm x 10 m	32-921-1200
--------------------------------	-------------



- Smooth surface is easy to clean and maintain, cleanroom compatible

d. Field service kit



Dedicated to a technician operating on site.

Kit includes:

- High quality static dissipative work surface 54 x 61 cm
- 16.6cm x 23.6 when folded in pouch
- Adjustable fabric 10mm stud wrist strap
- Grounding cord connection for wrist strap/mat
- Pouch



- Provides efficient static protection in a compact package that fits easily into most tool cases.
- Two pockets sewn into the work surface for cords storage.

Thickness mm 0.8

Technical data:

- Dimensions: 540 x 610 mm
- Surface resistance Rs: $< 1 \times 10^9 \Omega$
- Volume resistance Rv: $< 1 \times 10^9 \Omega$
- Colour: Red

Part Nr. : 31-560-0509 (with pouch)

4.2. Floors



a. Flexible PVC Slabs


Thickness mm 6.0

Flexible PVC slabs which provide excellent resistance to static and rolling loads. The coating is factory-equipped with a last generation surface treatment for maintenance-friendly, stain-resistant products and decontamination processes.

Technical data:

- Volume resistance $R_v \leq 1 \times 10^9 \Omega$
- Thickness: 6 mm
- Wearlayer thickness: 2 mm
- Weight: 9240 g/m²

**IEC 61340
Compliant**



Corner

ESD Logo


Connect



- Excellent grounding properties
- Easy to clean and excellent durability

Description	Dimensions mm	Weight kg	Colour	Part Nr.
Connect slab	635 x 635 mm	3.723	Grey	32-160-0062
Connect slab	635 x 635 mm	3.723	Light Grey	32-160-0063
Connect slab	635 x 635 mm	3.723	Beige	32-160-0064
Connect slab	635 x 635 mm	3.723	Blue	32-160-0065
Access connect slab	635 x 320 mm	2.405	Grey	32-160-0066
Access connect slab	635 x 320 mm	2.405	Light Grey	32-160-0067
Access connect slab	635 x 320 mm	2.405	Beige	32-160-0044
Access connect slab	635 x 320 mm	2.405	Blue	32-160-0041
Corner connect slab	320 x 320 mm	1.325	Grey	32-160-0068
Corner connect slab	320 x 320 mm	1.325	Light Grey	32-160-0069
Corner connect slab	320 x 320 mm	1.325	Beige	32-160-0048
Corner connect slab	320 x 320 mm	1.325	Blue	32-160-0047
ESD Logo connect slab	635 x 635 mm	3.723	Grey	32-160-0058
ESD Logo connect slab	635 x 635 mm	3.723	Light Grey	32-160-0070
ESD Logo connect slab	635 x 635 mm	3.723	Beige	32-160-0071
ESD Logo connect slab	635 x 635 mm	3.723	Blue	32-160-0072
Copper strip for grounding	width 10mm thick. 0.08 mm	-	-	31-160-0042

b. Vinyl floor mats



Thickness mm **2.0**



IEC 61340
Compliant

Dimensions Colour Part Nr.

200 cm x 20 m	Beige	32-914-0001
200 cm x 20 m	Blue	32-914-0005
200 cm x 20 m	Grey	32-914-0006




- Made out of dissipative vinyl material
- Excellent grounding properties
- Easy to clean and excellent durability

Technical data:

- Volume resistance $R_v \leq 1 \times 10^9 \Omega$
- Roll length : 20 m
- Total roll weight : 122.4 kg
- Weight : 3060 g/m²
- Surface: smooth

c. Rubber floor mats



Thickness mm **2.5**

Technical data:

- Volume resistance $R_v: 1 \times 10^6 \Omega < R_v < 1 \times 10^8 \Omega$
- Abrasion resistance: $\leq 200 \text{ mm}^3$
- Hardness : 85 +/- 5 Shore A
- Indentation : $\leq 0,25 \text{ mm}$
- Total roll weight: 48.8kg



Dissipative top-layer and conductive bottom layer.

Dimensions Colour Part Nr.

Complete roll 1,22 m x 10 m	Grey	32-154-2329
--------------------------------	------	-------------

d. Sticky mats

To be placed outside an EPA for footwear decontamination



Technical data:

- Non ESD safe material
- The mat consists of 30 removable layers
- Material: Polyethylene (LDPE)
- Thickness: 50µm (+/- 10%)

Dimensions mm Colour Part Nr.

600 x 900	Blue	32-917-2436
660 x 1140	Blue	32-917-2645
457 x 1143	White	32-375-6031
610 x 915	White	32-375-6032
660 x 1143	White	32-375-6033

4.3. Anti fatigue solutions

Dissipative anti slip mat with bubble surface


IEC 61340
Compliant

Dimensions mm Part Nr. Bubble Part Nr. Disc

960 x 660	32-917-6001	32-917-7158
1260 x 960	32-917-6002	32-917-7160

Specially designed for standing work positions

Thickness mm 14



Technical data:

- Dissipative anti slip mat with bubble surface
- Volume resistance Rv: $1 \times 10^5 - 1 \times 10^7 \Omega$
- Surface resistance Rs: $1 \times 10^5 - 1 \times 10^7 \Omega$
- Colour: Black

+

Highest standing comfort with the bubble surface. Also Available with flat circular discs to allow easy access for trolleys (32-917-71xx)

Dissipative anti slip mat with diamond embossed surface

IEC 61340
Compliant

Dimensions mm Part Nr.

610 x 910	32-917-7005
610 x 1840	32-917-7010

Thickness mm 16



Technical data:

- Yellow safety border is highly visible
- Ground resistance: $1 \times 10^5 < Rv < 1 \times 10^7 \Omega$
- Surface resistance: $1 \times 10^5 < Rs < 1 \times 10^7 \Omega$
- Colour: Black with 2 yellow safety borders

+

Fitted with 2 x 10 mm male grounding studs, 3 m grounding cord with crocodile clip and banana included.

4.4. Acrylic adhesive



Technical data:

- Solvent free
- Capacity: 5 Liters
- Coverage rate (approx.): 4m² per liter
- Storage: between 5°C and 30°C
- To use with floor mats

Part Nr. : 32-990-0002

+

- Permanent or release bond
- High bond strength

4.5. Varnishes



Ultra floor finish

High quality and high performance

IEC 61340
Compliant

Features

- Extended stripping cycle that can last for up to 24 months
- Dries faster and with higher gloss intensity than other ESD finishes
- No other ESD floor finish can match Staticide Ultra for electrical properties, durability and gloss finish
- Maximizes the stripping cycles
- Coverage: 35 to 50 m² per liter
- **Capacity:** Bottle 3,75 liters

Part Nr. :41-100-4600



Acrylic floor finish

Economic acrylic floor finish for EPA

IEC 61340
Compliant

Features

- Designed to provide high performance static control on any sealed or hard surface in manufacturing production areas, Staticide Acrylic Floor Finish is a high solid, solution to protect sensitive manufacturing areas from the dangers of static build up.
- Should be applied once a year after the use of 41-100-4010 stripper and 41-100-000x cleaner (p.41)
- **Capacity:** Bottle 3.75 liters

Part Nr. : 41-100-4000

4.6. Black conductive tubing



Carbon loaded conductive PolyEthylene.

Caution! The use of black conductive PE bags or tubing might be detrimental to electronic components due to the high speed of the electrostatic discharge on the surface.

Thickness $\mu\text{m}(+/- 10\%)$ **100**

IEC 61340
Compliant
ROHS Directive

Technical data:

- Surface resistance $R_s: < 1 \times 10^5 \Omega$
- Volume resistance $R_v: < 1 \times 10^5 \Omega$
- Colour: Black



Can substitute copper and used as a conductive matrix for grounding floors.

Dimensions

Part Nr.

76 mm x 152 m	20-851-0005
102 mm x 152 m	20-851-0010

4.7. Grounding kit

Includes a 10mm stud, copper adhesive and a grounding plug.

Description

Part Nr.

Grounding kit	30-552-5046
---------------	-------------

5. GROUNDING ACCESSORIES

5.1. Permanent monitor

Compact meter that can monitor the grounding of 2 operators and/or 2 ESD mats simultaneously. 3 colour LEDs indicate the status of the operator wrist-strap: high, low, safe.



Technical Data

- Bracelet detection limit: 35 MΩ
- Mat detection limit: 100 MΩ

Part Nr. : 61-200-0012



If one of the connections fails, the device emits an alarm and a visual signal

5.2. Connection from workbench to ground



Adaptor

Features

Banana plug/10mm studs
Should be connected to a wire

Part Nr.

30-552-6012



UK grounding plug

Features

3 x BP 10 mm

Part Nr.

30-552-0610



EU grounding plug

Features

3 x BP 10 mm

Part Nr.

30-552-0615

5.3. Universal grounding box and earthing plugs

a. Universal box



Part Nr. : 30-560-0039

Technical Data

- Snaps (4, 4.5, 7 and 10mm)
- Complete with 3 meter cord with eyelet
- Material: Yellow ABS
- Dimensions: 78 x 28 x 35 mm
- No resistance



- Universal grounding solution compatible with all existing wrist strap connections: banana plug, GSGS, snaps

b. L-Shape earth bonding bracket



Technical Data

- 3m of black cord, right output
- Material: Yellow ABS
- Dimensions: 110 x 16,5 x 33 mm
- Security resistance: 1 MΩ

Characteristics

Part Nr.

Grounding system with 3 x 10mm male studs	30-551-3020
Grounding system with 3 x 7mm male studs	30-551-3030
Grounding system with 3 x banana connections	30-551-3040



Other configuration on request, with a minimum order quantity

c. Grounding Plug



30-552-0605



30-552-0625

Technical Data

- Earthing plug providing a reliable path to electrical main earth
- Material: ABS
- Resistor: 1 MΩ



Wide choice of connections

Earthing plug

Connections	EU plug	UK plug
3 x 7 mm studs	30-552-0605	-
2 x M5 eyelet	30-552-0625	30-552-0620
2 x M5 eyelet connections 7 & 10mm + banana	30-552-0635	-
3 x bananas	30-552-6007	-

d. Grounding accessories for mats

To ground mats directly, to an earthing terminal or mat to mat . Resistance: 1 MΩ

Link to Earthing Terminal

Mat connection	Ground connection	Length m	Part Nr.
2 x 10mm female Stud	/	1,80	30-560-0210
2 x 10mm male Stud	/	1,80	30-560-0211
2 x 10mm female Stud	/	0,15	30-560-0214
2 x 10mm female Stud	/	0,60	30-560-0215



Serie 30-560-021X



Serie 30-560-151X

Mat grounding

Mat connection	Ground connection	Length m	Part Nr.
10mm molded female Stud	Eyelet	4,50	30-560-1510
10mm molded male Stud	Eyelet	4,50	30-560-1511
10mm male Stud + 2 holes for bananas	Eyelet	3,00	30-560-0048
10mm female Stud + 2 holes for bananas	Banana	3,00	30-560-0049
10mm female Stud + 2 fiches GSGS	Eyelet	3,00	30-560-0148

5.4. Stud assembly tool

To equip table or floor mats for grounding.

Description		Part Nr.
Snap fastener, 10mm male to be used for rigid table/floor mats up to 3mm		30-560-0033 - Bags of 10 pcs 30-552-0045 - Bags of 50 pcs
Snap fastener, 10mm female to be used for rigid table/floor mats up to 3mm		30-560-0034 - Bags of 10 pcs 30-552-0030 - Bags of 50 pcs
Snap fastener, 10mm male to be used for soft table/floor mats		30-560-0050 - Bags of 10 pcs
Snap fastener, 10mm female to be used for soft table/floor mats		30-560-0051 - Bags of 10 pcs
Metal tool kit for studs		30-552-6035

5.5. Cords

WRIST STRAP COIL CORDS

- Resistance: 1 MΩ
- Female stud connections
- Colour: Black



- Other connections and lengths on request
- Types of connections to fit most grounding systems worldwide



Coil cords

Connections	Length m	Part Nr.
4 mm / banana	1,80	30-560-0604
4 mm / banana	3,00	30-560-1004
7 mm / banana	1,80	30-560-0607
7 mm / banana	3,00	30-560-1007
10 mm / banana	1,80	30-560-0610
10 mm / banana	3,00	30-560-1010
4 mm / 10 mm stud	1,80	30-560-0641
7 mm / 7 mm stud	1,80	30-560-0677
10 mm / 10 mm stud	1,80	30-560-0611
7 mm / 10 mm stud	1,80	30-560-0671
4 mm / GSGS	1,80	30-560-0614
4 mm / GSGS	3,00	30-560-1014
4 mm / eyelet	3,60	30-560-1214



Dual Conductor Coiled Cords

- Designed to operate with workstation monitors
- Resistance: 1 MΩ

Length	Part Nr.
1.80 m	30-560-0600
3.60 m	30-560-0605

5.6. Operator grounding bracelets

a. Fabric wrist straps



- Both sides are conductive
- Adjustable to any wrist size

Connection	Part Nr.
4 mm stud	30-560-0004
7 mm stud	30-560-0007
10 mm stud	30-560-0010

Crimson red colour, allows operators to avoid electrostatic discharge to components.

IEC
61340
Compliant

Technical Data

- Material Non allergenic
- $R_v < 1 \times 10^5 \Omega$
- Male stud connection
- Washable
- Colour: Crimson red

b. Metal wrist bands



- Insulated external side and conductive internal side
- Adjustable to any wrist size

Connection	Part Nr.
4 mm stud	30-560-4004
7 mm stud	30-560-4007
10 mm stud	30-560-4010

Superior reliability for grounding operators

Technical Data

- Conductive bracelets
- $R_v < 1 \times 10^5 \Omega$
- Superior reliability
- Nickel free
- Male stud connection

IEC
61340
Compliant

c. Plastic wrist bands



- Hygienic washable wrist band
- Insulated external side and conductive internal side

Clean room compatible.

Technical Data

- Thermoplastic material
- $R_v < 1 \times 10^5 \Omega$
- Male stud connection
- Colour: Blue

IEC
61340
Compliant

Connection	Part Nr.
4 mm stud	30-560-0111
7 mm stud	30-560-0112
10 mm stud	30-560-0113

d. Dual cord wrist straps

Designed to operate with the workstation monitors.

IEC
61340
Compliant

Fabric



- Both sides are conductive
- Adjustable to any wrist size

Technical Data

- Non allergenic material
- $R_v < 1 \times 10^5 \Omega$
- Male stud connection
- Washable
- Colour: brown, polyester fiber

Metal



- Insulated external side and conductive internal side
- Conductive wrist band

Technical Data

- Nickel free
- $R_v < 1 \times 10^5 \Omega$
- Male stud connection

Part Nr. :
Size S : Part Nr. 30-560-3010
Size L : Part Nr. 30-560-3011

e. Disposable wrist band

IEC
61340
Compliant



- For single use applications
- Adheres to any convenient electrical ground

Technical Data

- Non woven, conductive and aluminium film
- Length: 152 cm / width: 2.54 cm
- $R_v < 1 \times 10^6 \Omega$

Part Nr.: 30-560-0209

5.7. Hand lotion



- Moistens skin for better contact between the wrist band and the skin.
- Absorbed immediately, does not interfere with grip or dexterity.

Bottle characteristics

Bottle characteristics	Capacity	Part Nr.
ESD	450 ml	41-097-0010
ESD	230 ml	41-097-6000

6. EPA WASTE BINS

6.1. Waste bins



Black PP conductive waste bin

Features

- 13 liters
- Liquid compatible
- $R_v < 1 \times 10^5 \Omega$
- **Height:** 310 mm
- **Top diameter:** \varnothing 300 mm

Part Nr. : 41-094-2473



Black PP conductive waste bin

Features

- 40 liters
- Liquid compatible
- $R_v < 1 \times 10^5 \Omega$
- **Dimensions:** 330 x 235 x 530 mm

Part Nr. : 41-094-0110



Black PE conductive waste bin

Features

- 112 liters
- Dry waste only
- $R_s < 1 \times 10^5 \Omega$
- **Dimensions:** 400 x 400 x 700 mm
Customized sizes on request

Part Nr. : 23-172-3343b

Part Nr. With wheels: 23-172-3344



Black PP conductive waste bin

Features

- 240 liters
- $R_v < 1 \times 10^5 \Omega$
- **Dimensions:** 700 x 660 x 860 mm
- Handle raised position 1230mm
- Handle lowered position 1010mm

Part Nr. : 41-094-6017

6.2. Refuse bag trolley



Features

- $R_v < 1 \times 10^5 \Omega$
- **Dimensions:** 650 x 360 x 1000 mm
- Weight: 8 kg
- Material: 22 mm shiny zinc-coated tubing with rounded edges
- Max load: 50 kg

Part Nr. : 41-094-6017

compatible with 125L bag PN 41-095-0025

6.3. Waste bags

Pink PE low tribocharging bags to be used in waste bins. Typical surface resistance value: $R_s < 1 \times 10^{11} \Omega$.

Dimensions



Features	Dimensions (mm) Width x Height x Gusset	Thickness μm	Part Nr.
Waste bags for 15L bins (50 bag roll)	300 x 600 x (100 + 100)	25 +/-10%	41-095-0005
Waste bags for 40L bins (10 bag pack)	450 x 750 x (180 + 180)	23 +/-10%	41-095-0007
Waste bags for 40L bins (50 bag roll)	500 x 650 x (100 + 100)	23 +/-10%	41-095-0023
Waste bags for 70L bins (50 bag roll)	500 x 900 (50 +50)	23 +/-10%	41-095-024
Waste bags for 120L bins (10 bag pack)	680 x 1180 x (150 + 150)	23 +/-10%	41-095-0010
Waste bags for 125L bins (50 bag roll)	500 x 1180 x (120 + 120)	23 +/-10%	41-095-0025
Waste bags for 140L bins (10 bag pack)	700 x 750 x (160 + 160)	28 +/-10%	41-095-0017
Waste bags for 180L bins (10 bag pack)	800 x 1300 x (200 + 200)	28 +/-10%	41-095-0013

7. ESD SAFE AWARENESS

7.1. Floor adhesive tapes



42-005-0035



42-005-0005



42-005-0020

Features	Material	Adhesive	Dimensions	Part Nr.
ESD PROTECTED AREA with ESD logo heavy duty and abrasion resistant ESD properties	PVC static dissipative floor tape	Antistatic Acrylic	Per roll: 50 mm x 33 m	42-005-0035
ESD PROTECTED AREA with ESD logo heavy duty and abrasion resistant Not ESD safe version	PVC floor tape	Natural rubber	Per roll: 50 mm x 66 m	42-005-0005
ESD PROTECTED AREA with ESD logo abrasion resistant and durable	-	-	Sticker 60 x 120 mm	42-005-0020

7.2. Signs

Eurostat offers various signs in yellow (entering and inside EPA) or red (leaving EPA), displayed overhead, wall mounted or on bench tops.



42-153-0005



42-153-0010



42-153-9005



42-153-9010

Text	Colour	Dimensions mm	Language	Part Nr.
ATTENTION - ESD PROTECTED AREA Observe precautions for handling electrostatic discharge sensitive devices	Yellow	600 x 300	English	42-153-0005
ATTENTION - You are leaving the EPA	Red	600 x 300	English	42-153-0010
ATTENTION - Zone protégée ESD Respecter les précautions de manipulation des dispositifs sensibles aux décharges électrostatiques	Yellow	600 x 300	French	42-153-9005
ATTENTION Vous quittez la zone protégée contre les ESD	Red	600 x 300	French	42-153-9010

7.3. Stickers

	Text	Description	Dim. mm	Part Nr.
	/	Yellow triangle Jedec label	25 x 25	42-150-0010
	Zone de travail contrôlée Manipulation interdite à toute personne Non autorisée	Label "protected area"	200 x 100	42-150-9007 FR
	Port du bracelet obligatoire	Yellow label "wrist strap wearing" label	220 x 140	42-150-9008 FR
	Date contrôle	Yellow label, "date of checking" label	60 x 20	42-150-9009
	ATTENTION Respecter les précautions de manipulation des produits sensibles aux décharges électrostatiques.	Yellow label	50 x 60	42-150-9011 FR
	ATTENTION Observe precautions for handling electrostatic discharge sensitive devices	Yellow label	25 x 45	42-150-0015 EN
	ATTENTION Static sensitive devices Handle only at static safe work stations	Yellow label For shielding bags	40 x 60	42-150-0020 EN
	ATTENTION Respecter les précautions de manipulation des produits sensibles aux décharges électrostatiques	Yellow label For shielding bags	25 x 45	42-150-0040 FR
	ATTENTION Observe precautions for handling electrostatic discharge sensitive devices			42-150-0041 EN
	ATTENTION Circuits sensibles à l'électricité statique. Manipulation uniquement autorisée sur poste de travail protégé.	Yellow label For shielding bags	40 x 60	42-150-9003 FR
	ATTENTION Contents static sensitive Handling precautions required Contents	Yellow Label	50 x 60	42-950-7102

7.4. High visibility waistcoat



Features

- Colour: fluorescent yellow (available in orange)
- Material: 98% polyester, 2% conductive fibers.
- ESD safe properties

IEC
61340
Compliant

Size

Part Nr.

Size	Part Nr.
S	51-910-7004A
M	51-910-7000A
L	51-910-7001A
XL	51-910-7002A



- Reflective: 2 x 50mm glass bead reflective tapes sewn in position
- Fastening: plastic stud on the front.
- Personalized marking on request.

7.5. Banner and retractable belt barrier

a. Guiding post with belt



Features

- one-side printed: "ESD PROTECTED AREA"
- Colour: black and yellow
- Posts height 910 mm
- Post diameter 350 mm
- Length of the streamer 3 m
- Surface resistance: $R_s < 1 \times 10^9 \Omega$
- Belt

- ① Part Nr. : 42-154-0005A
- ② Post (without belt): 42-154-0007
- ③ Sign: 42-154-0004

b. Streamer with wall bracket



Features

- Both printed sides « ESD PROTECTED AREA »
- Colour: Black and yellow
- Wall bracket height 133 mm
- Wall bracket diameter 60 mm
- Length of the streamer 3 m
- Surface resistance $R_s: < 1 \times 10^9 \Omega$

Part Nr. 42-154-0006

8. CLEANING PRODUCTS

8.1. Liquid products

a. Floor stripper



Non-ammoniated, biodegradable no harsh odors. This stripper will not damage or dull flooring when used according to manufacturer's instructions. Non-streaking and low foaming.

Features

- Effective in hard or soft water
- Should be applied once a year
- **Capacity:** Bottle 3.75 liters

Part Nr. : 41-100-4010

b. Net-Stat™, antistatic cleaner



Net-Stat™ cleans and protects all surfaces. With its antistatic properties, it repels dust and stops the formation of static electricity.

Features

- Composition: isopropanol and actif tensio
- Daily usage
- **Capacity:** Spray 0.75 liters, Bottles 5L / 20L
- Ready to use

Capacity & instruction language Part Nr.

5L English	41-100-0001
5L French	41-100-0002
20L English	41-100-0003
20L French	41-100-0004
0.75L English	41-100-0005
0.75L French	41-100-0006

c. Cleaning product



Features

- A long-lasting and economical formula
- Non-toxic and non-corrosive
- Suitable for industrial clean rooms ISO 5 and above
- Formula: sodium and chloride free
- Cleanroom compatible
- **Capacity:** Bottle 95 cl

Part Nr. : 41-100-5001

8.2. Wipers



Cleanroom wiper containing carbon fibers

Designed for use in ESD sensitive environments.

Features

- Cleanroom compatible
- ESD properties
- 98% Polyester, 2% Carbon
- **Dimensions:** 9 x 9" (23 x 23cm)

IEC
61340
Compliant

Part Nr. : 41-100-1003



Wipers 55% cellulose, 45% polyester

Features

- Cleanroom compatible
- Low tribocharging
- Cleanliness : ISO 5
- **Dimensions:** 9 x 9" (23 x 23cm)

Part Nr. : 41-100-1301



Wipers 100% polyester

Features

- Good water and oil absorption
- Soft and comfortable, not scratching the surface
- Low tribocharging
- Cleanliness : ISO 5
- **Dimensions:** 9 x 9" (23 x 23cm)

Part Nr. : 41-100-1300

8.3. Sticky rolls



Sticky roll to avoid particle contamination.
Material: 100% silicone

Features

- Offering an excellent adhesive surface and durability, removing contaminating particles.
- Use with adhesive paper.
- Cleanroom compatible
- ESD properties
- Cleanliness : ISO 5

Description

Part Nr.

Sticky roll - 102 mm / 4"	41-099-6041
Sticky roll - 203 mm / 8 "	41-099-6045

8.4. Paper for sticky rolls

White adhesive paper with strong viscosity.

Dimensions: 330 x 240 – 50 films

Features

- Removes dust and particles
- High density surface glue

Part Nr. : 41-099-6049

8.5. ESD Safe brooms and dustpan Kit

a. Broom



Features

- Long broom with conductive brush head and a detachable Aluminium shaft
- ESD broom
- Brush head 400 mm

Part Nr. : 41-099-6009

b. Bench brush with soft hairs



Features

- **Length:** 360 mm
- **Hair length :** 67 mm
- **Hair surface:** 180 mm

Part Nr. : 41-099-0076

c. Safe broom and dustpan kit



Features

- Conductive PP broom head with a conductive aluminium shaft
- **Dimensions (Lxl):**
Broom 880 x 230 mm
Dustpan 900 x 260 mm

Part Nr. : 41-099-6052

8.6. Vacuum cleaners



Special field service and EPA mini vacuum cleaner (suction and blow options), to remove dust and debris from electronic equipment subject to contamination and static build up.

IEC
61340
Compliant

Features:

- Blowvac' cleaner – with suction and blow options (power controlled)
- Premium quality electronic component for reliability
- Conductive accessories including hard and soft nozzles and shoulder strap
- Special 1.2 liter multilayer filter system
- Low noise yet retaining excellent suction strength

Features

Part Nr.

1	Vacuum cleaner 230 V, 1300 W	41-098-5011
1	Vacuum cleaner 230 V, 1300 W (electronic potentiometer version)	41-098-5012
2	ESD Clean room vacuum cleaner ISO-7	41-098-5017
2	ESD Clean room vacuum cleaner ISO-7 Infinite adjustable	41-098-5018

a. Vacuum cleaners accessories

Description	Item	41-098-5011/12	41-098-5017/18
Multi-ply filter-bag sets 10 packs	-	41-098-6001	41-098-0034
Spare Filter	-	41-098-6002	41-098-0036
Micro motor filter	-	41-098-6023	41-098-0035
Two piece suction tube L=105cm / L=380cm (extended)		41-098-6007	41-098-6007
Brush set		41-098-5009	41-098-5009
Long soft rubber nozzle		41-098-6004	41-098-6004
Brush head		41-098-6005	41-098-6005
D-shape brush nozzle		41-098-6008	41-098-6008
D-shape brush nozzle medium grade hair		41-098-6009	41-098-6009
Extension hose assembly + connector L=85cm / L=350cm (extended)		41-098-6026	41-098-6026

02

WORKSTATION SUPPLIES & STORAGE



For complete workstation organization, Eurostat offers a wide range of storage, office supplies and tools especially dedicated to an EPA.



1. WORKBENCH ORGANIZERS

1.1. Picking bins



Conductive component bins for storing components, bins of equal width can be stacked and are compatible with most brands.

Technical data:


- Material: Black conductive polypropylene copolymer
- Surface resistance R_s : $< 1 \times 10^4 \Omega$

IEC
61340
Compliant

External dimensions mm	Internal dimensions mm	Capacity liter	Part Nr.
85 x 95 x 45	63 x 91 x 44	0,25	25-304-2001
160 x 95 x 75	133 x 87 x 66	1	25-304-2002
230 x 140 x 130	193 x 126 x 110	3,8	25-304-2003
350 x 200 x 145	273 x 183 x 130	9,4	25-304-2006
350 x 200 x 200	270 x 179 x 185	12,5	25-304-2005
500 x 300 x 145	428 x 281 x 129	20	25-304-2007
500 x 300 x 200	426 x 282 x 185	28	25-304-2004
500 x 300 x 300	423 x 280 x 285	42	25-304-2008
650 x 160 x 100	613 x 138 x 88	-	25-304-3000
400 x 160 x 100	358 x 138 x 89	-	25-304-3001
500 x 160 x 100	460 x 139 x 89	-	25-304-3002

PCB holders

Surface resistance < 1 x 10⁵ Ω



Description	Material	Ext. Dim. mm	Number of slots	Part Nr.
Black cond. PCB holder	PS conductive	357 x 257 x 14	13 x 19	25-304-0006
Black cond. PCB holder	PS conductive	557 x 357 x 22	19 x 31	25-304-0007
Carrying handles for PCB holder 25-304-0007	-	-	-	25-304-0008
"L" shape rack	PS conductive	500 x 222 x 162	35	24-204-1662
"L" shape rack High temperature resistance	ABS/PC	500 x 222 x 162	35	24-202-1662
Black PCB holder (light version)	PP conductive	437 x 160 x 30	25	25-304-0100
Black PCB holder	PP conductive	265 x 205 x 95	25	25-304-0101
Black PCB holder	PP conductive	480 x 170 x 50	25	25-304-0102

1.2. Reel boxes

Offer different ways of storing reels of components.

+

Customized versions on demand.

IEC 61340 Compliant



Ext. Dim. mm	Reel Dim. mm	Compartments	Material	Part Nr.
362 x 188 x 102	180	23	PS conductive	24-204-9453
560 x 365 x 174	330	39	PS conductive	24-204-9454
300 x 200 x 180	180	15	PE conductive	23-173-1732
500 x 200 x 180	180	25	PE conductive	23-173-1384
500 x 350 x 200	330	25	PE conductive	23-172-2125
500 x 350 x 320	330	16	PE conductive	23-172-1683

1.3. SMD cabinets

Storage cabinets for small components.



25-305-4010



25-305-3015

Technical data:

- The design combines the use of a strong, conductive PP frame and galvanized steel shelves.
- Supplied with labels and connector for earth lead.
- Material : Conductive polypropylene
- Surface resistance $R_s: \leq 1 \times 10^4 \Omega$
- Colour: Black



- All cabinets can be wall mounted placed on bench top turntable, or simply free standing in the workshop.
- Available in 2 sizes with heights 290mm and 550mm.

IEC
61340
Compliant

Number of drawers	Cabinets dim. mm	Drawers int. dim. mm	Part Nr.
24	180 x 310 x 290	100 x 85 x 62	25-305-3005
12	180 x 310 x 290	100 x 175 x 62	25-305-3015
48	180 x 310 x 550	100 x 85 x 62	25-305-4005
24	180 x 310 x 550	100 x 175 x 62	25-305-4010

1.4. ESD safe turntables



Swivel plate for frictionless pivoting of any element placed on it's surface (components, cabinets).

Technical data:

- Max load : 100 kg
- Material: Stainless steel
- Colour: Slainless steel / Blue
- Volume resistance: $10^7 \Omega \leq R_v \leq 10^9 \Omega$

IEC
61340
Compliant

Diameter mm	Part Nr.
390 (100 kg) Blue	41-092-0017
390 (100 kg) Stainless Steel	41-092-0018

1.5. Eurostat conductive magazines



Designed to insert and remove printed circuit boards on production lines, conductive and ESD safe ($R_s < 1 \times 10^5 \Omega$) and compatible with most automatic component insertion machines. They are easily adjusted to PCB dimensions.

Technical data:


- Strong construction from thermoformed plastic with metal reinforcement
- Light in weight and extremely rigid
- Assembled using rivets and ultrasonic welding
- Each magazine is delivered with a partition
- The PCB cards are placed between the fixed partitions (10mm grooves) and the mobile partitions (grooves on both sides)
- Vertical pitch 10mm - Width adjustable to 5mm pitch
- Additional partition and covers on demand

**IEC
61340
Compliant**

+ Robust and light makes them easy to handle throughout the production facility.
Eurostat can develop customized magazines on demand

Magazines

Width	Depth	Height	PCB maximal width	Grooves per plate	Part Nr. PS conductive	Normal temperatures < 60°C	High temperature < 110°C
						Part Nr. ABS/PC conductive	
320	350	560	247	50	22-150-0943	22-151-0943	
370	370	560	297	50	22-150-1154	22-151-1154	
400	425	560	327	50	22-150-1187	22-151-1187	
420	460	560	357	50	22-150-0817	22-151-0817	
450	425	560	377	50	22-150-0891	22-151-0891	
470	480	560	397	50	22-150-1083	22-151-1083	



Partitions

Description	Magazine	Normal temperatures < 60°C	High temperature < 110°C
		Part Nr. PS conductive	Part Nr. ABS/PC conductive
Reference plate	0943/1154	97-001-0004	97-011-0006
Adjustable plate		97-001-0003	97-011-0005
Reference plate	1187/0891	97-001-0002	97-011-0002
Adjustable plate		97-001-0001	97-011-0001
Reference plate	0817/1083	97-001-0008	97-011-0004
Adjustable plate		97-001-0007	97-011-0003

1.6. Quickfill magazines

Strong injection moulded construction with metal reinforcement (top and bottom).



Technical data:

- Not subject to accidental change in width
- Partition is made of assembled plastic parts, the system provides better dimensional stability to large temperature variations
- Meant for 50 PCB's
- Slide guide slot depth: 3.5 mm
- Slide guide slot pitch: 10 mm



- Meet standard dimensions most frequently used on automated lines
- Standardized plates that fit most popular brands on the market

Material:

Conductive PS for plastic parts and galvanized steel for metal parts

Dimensions mm	PCB Size Min/Max	Slide guide slot width	Adjustment system	Frame	Part Nr.
460 x 400 x 563	50 / 300	5	Screws	Metal	22-152-3060
355 x 320 x 563	50 / 250	5	Gear track	Metal	22-152-4060
460 x 400 x 563	100 / 310	5	Gear track	Metal	22-152-6060
535 x 460 x 570	50 / 390	5	Gear track	Metal	22-152-7060
535 x 530 x 570	120 / 460	5	Gear track	Metal	22-152-8060

Maximum temperature of use: 60°C

Material:

Conductive ABS/PC for plastic parts and galvanized steel for metal parts

Dimensions mm	PCB Size Min/Max	Slide guide slot width	Adjustment system	Frame	Part Nr.
460 x 400 x 563	50 / 300	5	Screws	Metal	22-152-1120A
355 x 320 x 563	50 / 250	5	Gear track	Metal	22-152-2120A
535 x 460 x 570	50 / 390	5	Gear track	Metal	22-152-3020A

Maximum temperature of use: 150°C

1.7. Customized magazines



Eurostat can develop customized magazines on request

2. ESD SAFE BINDERS & POUCHES



IEC
61340
Compliant

2.1. ESD safe binders

Material: PE conductive

Description	Back width mm	Part Nr.
A4 Binders / 4 Rings + label holder	25	41-090-1421a
A4 Binders / 4 Rings + label holder	55	41-090-1422a
A4 Binders / 4 Rings + label holder	65	41-090-1423a
A4 Binders / 2 Rings + label holder	55	41-090-1481a

Yellow ESD symbol on the back.



IEC
61340
Compliant

Material: PP conductive

Description	Back width mm	Part Nr.
A4 Binders / 4 Rings (Swedish version)	55	41-090-6000
A4 Binders / 4 Rings (Swedish version)	38	41-090-6001
A4 Binders / 4 Rings	55	41-090-6028
A4 Binders / 4 Rings	38	41-090-6027

Binder with rings with a label holder.



IEC
61340
Compliant

Material: Blue dissipative vinyl

Description	Back width mm	Part Nr.
A4 Binders / 4 Rings	40	41-090-6023
A4 Binders / 4 Rings	50	41-090-6024

- Yellow ESD symbol on the back
- Clean room compatible



2.2. ESD safe document holder

Dissipative ESD safe document holder

Description	Part Nr.
A4 U model with side perforation	41-093-0005
A4 L model without side perforation	41-093-0015A

2.3. ESD safe pouches for document lamination



Perfect solution for all kind of papers, instructions, wall signs and notices within the EPA. Simply place your documents in the pouch and insert sealed edges into laminator

Thickness μm (+/- 10%) **80**

**IEC
61340
Compliant**


Technical data:

- Material: Polyester/EVA permanent static dissipative
- Density: 95 g/m²
- Elongation: MD 161% / TD 120% Roll
- Surface resistance Rs: < 1 x 10⁹ Ω
- Charge decay time (1000V to 100V): < 2 seconds

Format	Part Nr.
--------	----------

A4	41-090-6008
A3	41-090-6009

2.4. ESD safe quick release file



ESD safe transparent document holder for A4 documents.

Technical data:

- Material: permanently static dissipative PVC
- Dimension: suitable for A4 documents
- Surface resistance Rs: 1 x 10¹⁰ – 1 x 10¹¹ Ω
- Colour: Front and back cover transparent - Blue filing clip

Part Nr. : 41-093-0092

2.5. Clean room Paper



Designed for use in copy machines and printers, clean room compatible
Coated with a proprietary polymer formulation preventing fragmentation of individual cellulose fibers that would normally lead to particle generation and migration
Each package is wrapped and poly-bagged for added protection, suitable for cleanroom use.

Colour	Part Nr.
--------	----------

Blue	41-092-0010
White	41-092-0011

Technical data:

- Weight: 72 g/m²
- Thickness: 85 μm
- Charge generation: < 50 v/cm²
- Surface resistance Rs: < 1 x 10¹¹ Ω

2.6. Clip board



Dissipative plastic clip board.

Technical data:

- With metal clip
- Suitable for A4 documents
- Clean room compatible
- Surface resistance: $R_s < 10^8 \Omega$

IEC
61340
Compliant

Part Nr. : 41-090-6003

2.7. ESD safe flip over system

Technical data:

- **Base dimensions** : 19 x 19 cm
- **Height** : 35,5 cm
- Surface resistance $R_s < 1 \times 10^6 \Omega$



Description

Part Nr.

Wall mounted with 10 document pockets	41-090-6005
Wall mounted with 20 document pockets	41-090-6016
Wall mounted with 30 document pockets	41-090-6017
Wall mounted with 50 document pockets	41-090-6018
Table stand with 10 document pockets	41-090-6006
Table stand with 20 document pockets	41-090-6019
Table stand with 30 document pockets	41-090-6020
Table stand with 50 document pockets	41-090-6021
Pack of 10 document pockets	41-090-6007

3. OFFICE SUPPLIES

3.1. Luminos lamp



Technical data:

- Lumens: 1566lm
- Lighting: 24W, 6000K
- Colour: Black
- 3 brightness levels
- Full ESD
- Surface resistance $R_s 1 \times 10^3 - 1 \times 10^8 \Omega$

IEC
61340
Compliant

Part Nr. 44-311-0604

3.2. Omega 7 magnifier



Technical data:

- Magnification: 1.75x & 4x
- Lighting: 12W, 6000K
- Colour: Black
- Diopter : 3 & 12
- 2 brightness levels
- Full ESD
- Surface resistance $R_s 1 \times 10^3 - 1 \times 10^8 \Omega$

Part Nr. : 44-311-0605

IEC
61340
Compliant

3.3. Quadra magnifier



Technical data:

- Magnification: 1.75x & 4x
- Lighting: 9W, 6000K
- Colour: Black
- Diopter : 3 & 12
- UV-A Leds - 4 brightness levels
- Full ESD
- Surface resistance $R_s 1 \times 10^3 - 1 \times 10^8 \Omega$

Part Nr. : 44-311-0606

IEC
61340
Compliant

3.4. Illuminating magnifier



Technical data:

- Magnification: 2.25 x
- Lighting: 22W, 6400K
- Colour: Black
- Diopter : 5
- ESD properties
- Surface resistance $R_s 1 \times 10^3 - 1 \times 10^8 \Omega$

Part Nr. : 44-311-0601

IEC
61340
Compliant

3.5. ESD safe calculator



- Material: ABS
- Surface resistance Rs: $1 \times 10^5 - 1 \times 10^9 \Omega$

Part Nr. : 41-092-0100

IEC
61340
Compliant

3.6. ESD safe ruler



- Material: ABS
- Measurement : 30cm
- Surface resistance Rs: $1 \times 10^5 - 1 \times 10^9 \Omega$

Part Nr. : 41-092-0101

IEC
61340
Compliant

3.7. ESD safe scissors



- Material: ABS (plastic part)
- Surface resistance Rs: $1 \times 10^5 - 1 \times 10^9 \Omega$

Part Nr. : 41-092-0102

IEC
61340
Compliant

3.8. ESD safe stapler



- Material: ABS
- Colour: Black
- Surface resistance Rs: $1 \times 10^5 - 1 \times 10^9 \Omega$

Part Nr. : 41-092-0105

IEC
61340
Compliant

3.9. ESD safe pen and desktop cup



Description

Part Nr.

ESD safe pen	41-092-0012
450ml desktop cup	41-096-0050

3.10. Conductive black rubber bands



IEC
61340
Compliant

Technical data:

Weight per bag : 0,454 kg

Dimensions mm	Part Nr.
76 x 3,2 x 0,8	70-101-6013
89 x 6,4 x 1,6	70-101-6015
127 x 6,4 x 1,6	70-101-6016
178 x 3,2 x 1,6	70-101-6017

3.11. Conductive paper tray



IEC
61340
Compliant

Conductive PolyPropylene A4 document tray

- External Dimensions mm: 258 x 343 x 53
- Internal Dimensions mm: 245 x 341 x 45

Part Nr. : 41-094-0005

Conductive PolyPropylene Vertical document tray

- External Dimensions mm: 292 x 110 x 320

Part Nr. : 41-093-0100

3.12. ESD safe adhesive tape dispensers



Adhesive tapes dispenser 50mm tape (max)

- Coating: conductive powder coated finish
- Core diameter: 76mm
- Surface resistance: $< 1 \times 10^3 \Omega$
- Colour: Black

Part Nr. : 42-100-6007



IEC
61340
Compliant

Adhesive tapes dispenser 29mm tape

- Conductive tape dispenser with black epoxy paint design
- Material: ABS
- Core diameter: 25 mm et 76 mm
- Surface resistance: $1 \times 10^5 - 1 \times 10^9 \Omega$
- Colour: Black

Part Nr. : 41-092-0103

4. TAPE

4.1. Parcel adhesive tape



Technical data:

- French and English text (“Observe precautions for handling electrostatic sensitive device”)
- ESD Symbol
- Non ESD Safe

Core diameter: 76 mm

Dimensions per roll	Part Nr.
66 m x 50 mm	42-005-0010

4.2. Low charging transparent tape



Core diameter: 76 mm

IEC
61340
Compliant

Dimensions	Part Nr.
66 m x 12 mm	42-015-5000
66 m x 24 mm	42-015-5001
66 m x 48 mm	42-015-5002

Technical Data

- Rs: approx. $1 \times 10^8 \Omega^*$ - $1 \times 10^9 \Omega^*$
 - Rv: approx. $1 \times 10^9 \Omega^*$ - $1 \times 10^{10} \Omega^*$
- *Relative air humidity: approx. 55%

4.3. Adhesive tapes with conductive grid



Cardboard core diam.: 76 mm

Dimensions	Part Nr.
36 m x 48 mm	42-115-0105
36 m x 24 mm	42-115-0110
36 m x 19 mm	42-115-0115
36 m x 12 mm	42-115-0120

Technical Data

- Rs: $\leq 1 \times 10^{11} \Omega$

Can be supplied on demand with a plastic core for clean rooms.

4.4. Transparent adhesive



Permanently low tribo-charging and dissipative film to protect materials that can't be grounded

Technical data:

- Thickness: 80µm
- Elongation: $\leq 50\%$
- Surface resistance Rs: $1 \times 10^7 - 1 \times 10^{10} \Omega$
- Ground resistance Rv: $1 \times 10^7 - 1 \times 10^{10} \Omega$
- Shelf life: permanent
- Conforms to: ANSI/ESD S20.20 - 1999

Core diameter: 76 mm

Dimensions	Part Nr.
800 mm x 12,5 m	42-015-0081
800 mm x 25 m	42-015-0082

5. ESD TOOLS

5.1. ESD safe cutter



IEC
61340
Compliant

Technical data:

- Material: ABS (plastic part)
- Surface resistance R_s : $1 \times 10^5 - 1 \times 10^9 \Omega$










Part Nr. : 41-092-0104

5.2. ESD safe screwdrivers

IEC
61340
Compliant

Technical data:

- Handle material: PolyPropylene
- Surface resistance R_s : $1 \times 10^5 - 1 \times 10^7 \Omega$

Description	 mm	 mm	 mm	Pictures	Part Nr.
Flat head screwdrivers	2.5	0.4	-		70-108-6004
	3.0	0.5	-		70-108-6006
	3.0	0.5	-		70-108-6056
	3.0	0.5	-		70-108-6057
	5.0	0.8	-		70-108-6058
Torx® screwdrivers	-	-	2.5		70-108-6025
	-	-	3.5		70-108-6026
	-	-	3.5		70-108-6027
	-	-	3.5		70-108-6028
Torx® Tamperproof screwdrivers	-	-	3.0		70-108-6073
	-	-	3.0		70-108-6075
	-	-	3.0		70-108-6076
Phillips head screwdrivers	-	-	2.5		70-108-6013
	-	-	3.5		70-108-6063
	-	-	5.0		70-108-6064
	-	-	6.0		70-108-6066
Bit holder	-	-	11		70-108-6081

5.3. ESD safe cutters and pliers

IEC
61340
Compliant



- Long life and perfect precision
- Mirror polished notably reducing risks of corrosion and chrome flaking
- Long-life cutting edges and easy to clean

Technical data:

- Soft and slip free thermoplastic material compound grips
- Handle material: PVC
- Surface resistance Rs: <math>< 1 \times 10^4 \Omega</math>



Side Cutter
Part Nr. : 70-106-6010



Side Cutter
Part Nr. : 70-106-6015

Type	Plier Dimension mm	Features	Part Nr.
Side Cutter	120	Full Flush cut	70-106-6009
	120	Extra Full Flush cut	70-106-6010
	125	Mini Bevel cut	70-106-6013
	125	Extra Full Flush cut	70-106-6015
Oblique Cutter	120	Full Flush cut	70-106-6023
Snipe Nose plier	130	Smooth jaws	70-106-6027
	130	Serrated jaws	70-106-6028
	155	Serrated jaws	70-106-6037



Snipe Nose plier
Part Nr. : 70-106-6028



Snipe Nose plier
Part Nr. : 70-106-6037










5.4. ESD safe Tweezers

IEC
61340
Compliant

Technical data:




Surface resistance R_s : $< 1 \times 10^4 \Omega$

a. High precision stainless steel tweezers

Description	Size mm	Features		Part Nr.
00.SA	120	Strong, flat edges, thick		45-015-1461
2.SA	120	Flat, sharp fine tips		45-015-0195A
3C.SA	110	As 3, short tips		45-015-0475A
4.SA	110	Extra fine tips		45-015-1464
5.SA	110	Extra fine tips, superior finish		45-015-0675A
5B.SA	110	As 5, bent tips for max visibility		45-015-0835A
5C.SA	115	As 5A, extra fine, double bent tips		45-015-0840A
7.SA	115	Very fine, curved tips		45-015-1000A
22.SA	150	Fine bent tip		45-015-1462

b. Stainless steel tweezers with carbon fiber tips

Tweezers With plastic carbon fiber tips.

Description	Size mm	Features		Part Nr.
249CFR.SA	A 130 / B 2,2 / C 2,2	Strong tips		45-015-0225A
259CFR.SA	A 130 / B 0,6 / C 1,0	Fine tips		45-015-0280A
5CFR.SA	A 130 / B 0,5 / C 0,6	Very fine tips		45-015-1463

5.5. ESD safe brushes

Eurostat offers a range of conductive brushes to clean sensitive products without generating charges. The range covers all the needs and applications.

Technical data:

- Material: Handles made of black conductive PP
- Hair injection-moulded into handles

a. ESD safe brush kit



Description	Part Nr.
ESD brush Kit	41-099-0077

b. ESD safe brushes with medium hair



	Dimensions mm	Hair length mm	Part Nr.
8	100 x 12	15	41-099-0061
7	105 x 18	15	41-099-0062
6	110 x 25	15	41-099-0063
5	123 x 37	18	41-099-0064
4	133 x 50	20	41-099-0065
3	140 x 30	20	41-099-0066
2	144 x 50	20	41-099-0067
1	148 x 70	20	41-099-0068
9	Ø 07 x 62	15	41-099-0072

c. ESD safe brushes with stiff hair



Dimensions mm	Hair length mm	Hair surface mm	Part Nr.
180	16	35	41-099-0093
175	16	58	41-099-0094
225	20	90	41-099-0095

c. ESD safe nail brushes with stiff hair



Dimensions mm	Hair length mm	Hair surface mm	Part Nr.
85	15	25 x 70	41-099-0075
92	21	30 x 65	41-099-0096
115	21	40 x 92	41-099-0097

5.7. Swabs



- Tip/head portion of the micro-stick is made of polyurethane foam and attached to a strong polypropylene stick without adhesive
- High tensile strength, excellent tears resistance, low organic and inorganic residues.
- PP stem reusable and heads replaceable with spares

Wide variety of head sizes, stem sizes and materials to meet all technical cleaning applications. Surface resistance (handle): $R_s \leq 10^{11} \Omega$



41-096-0097 41-096-0099 41-096-0100

Slant tips features

Handle length mm	Head length mm	Head width mm	Cleanliness	Part Nr.
64	15	4	ISO 5	41-096-0097
88	17	5		41-096-0099
88	17	8		41-096-0100

5.8. ESD safe swabs



- ESD properties
- Clean room compatible (ISO 6 class)
- Handle Material: Polypropylene
- Surface resistance (handle): $R_s \leq 10^{11} \Omega$



- Tip/head portion of the micro-stick is made of polyurethane foam and attached to a strong polypropylene stick without adhesive
- Extremely soft with ultra-low particle generation

PU Foam

Total swab length mm	Head Dimensions L x th x l mm	Cleanliness	Part Nr.
68	11 x 3 x 3.2	ISO 6	41-096-0201n
71	12 x 3.5 x 3.6		41-096-0202n
76	10 x 3.2 x 3.2		41-096-0200n
126	25 x 7 x 11		41-096-0203n
131	25 x 8 x 16		41-096-0204n
132	26 x 8 x 21		41-096-0205n
163	18 x 5 x 6.8		41-096-0206n

PolyEster

Total swab length mm	Head Dimensions L x th x l mm	Cleanliness	Part Nr.
70	12 x 3.6 x 4	ISO 5	41-096-0240n
70	10 x 2.2 x 3.2		41-096-0241n
128	24 x 3 x 13		41-096-0242n
164	18 x 5 x 6.8	ISO 6	41-096-0243n

5.6. Kapton tapes



- High-temperature applications: withstands temperatures over 260°C for over 1 hour
- Clean room compatible (ISO 6 class)

- High temperature polyamide film with silicone adhesive
- Surface resistance (upper surface):
 $1 \times 10^8 \Omega < R_s < 1 \times 10^{10} \Omega$

Core diameter: 76 mm

Dimensions

Part Nr.

33 m x 6 mm	42-020-0006
33 m x 9 mm	42-020-0009
33 m x 12,7 mm	42-020-0012
33 m x 16 mm	42-020-0016
33 m x 19 mm	42-020-0019
33 m x 25 mm	42-020-0025
33 m x 38 mm	42-020-0038
33 m x 50 mm	42-020-0050

6. OTHER ESD SAFE TOOLS

6.1. ESD safe pen-vac



- The soft suction cup will not scratch components or damage delicate leads
- Push button operated
- Lifts up to 500 grams
- Light aluminium body
- No hoses or batteries required



Excellent tool for picking up and placing standard and small size SMT components.

Description	Length mm	Diameter mm	Part Nr.
ESD safe pen-vac with 6 nozzles 146 12.7 (3 straight + 3 with angle)	146	12,7	70-109-6016
Set of 6 nozzles <ul style="list-style-type: none"> • 1 straight + 1 with angle • 1 straight + 1 with angle • 1 straight + 1 with angle 	-	3,18 6,35 9,53	70-109-6017

6.2. ESD safe tool box



Technical data:

- Material: black conductive PS
- External dimensions mm 426 x 215 x 170
- Internal dimensions mm : 375 x 168 x 130
- 1 removable drawer

Part Nr. : 70-110-6017

7. PERSONAL BOTTLES

7.1. Personal ESD safe bottles



Technical data:

- Bottle capacity: 0.90 l
- Material: PE
- Colour: Light blue

Part Nr. 41-096-0040

7.2. Personal Alu bottles



Technical data:

- Bottle capacity: 0.75L / 0.60L
- Material:
 - Lid: PP
 - Bottle 99.9% aluminium
- Colour: Silver

Part Nr. 41-096-6014

Part Nr. 41-096-6015

7.3. ESD safe PE bottles



Technical data:

- Material: PolyEthylene
- Cleanroom compatible
- Surface resistance Rs: $1 \times 10^5 - 1 \times 10^{10} \Omega$
- Colour: Blue

Bottle with needle

Description	Part Nr.
60ml Flux bottle with thick needle	41-096-0005
60ml Flux bottle with medium needle	41-096-0010
60ml Flux bottle with thin needle	41-096-0015
250ml bottle	41-096-0045
450ml bottle	41-096-0046

Bottle with pump

Description	Part Nr.
110ml Solvent bottle with pump	41-096-0024
180ml Solvent bottle with pump	41-096-0025
230ml Solvent bottle with pump	41-096-0026

Pen tip bottle

Description	Part Nr.
60ml pen tip bottle	41-096-0083

Bottle with spray pump

Description	Part Nr.
450ml bottle with spray pump	41-096-0035
900ml bottle with spray pump	41-096-0036

Bottle with angled nozzle

Description	Part Nr.
230ml bottle with angled nozzle	41-096-0047
460ml bottle with angled nozzle	41-096-0048

8. PACKAGING ACCESSORIES

8.1. Low tribocharging stretch film



Thickness μm 23

Technical data:

- Excellent mechanical properties
- Low tribocharging pink LDPE
- Recyclable



- Suitable for machine and hand wrapping
- Recyclable

EN 61340-5-1
compliant

Dimensions

Dimensions	Weight	Core Diameter	Usage	Part Nr.
0,5 x 250 m (+/- 5%)	3 Kg (+/- 5%)	50 mm	Manual	85-100-0018
0,5 x 1000 m (+/- 5%)	12 Kg (+/- 5%)	75 mm	Automatic	85-100-0019

8.2. Conductive straps



Compatible with most conventional strapping machines

Specially designed for automatic packing of ESD sensitive items.

Technical data:

- Dimensions: 12 mm x 0,5 mm – 1500 m per roll
- Surface resistance: $< 1 \times 10^9 \Omega$
- Tensile strength: 1430 kg/mm²
- Elongation at break : 125 %
- Properties: Dissipative PolyPropylene

Dimensions

Dimensions mm	Part Nr.
12 mm x 0,5 mm	70-101-0001

8.3. Static dissipative velcro™ straps



Static dissipative straps are specially designed to pack ESD safe sensitive items firmly through Velcro action.

Technical data:

- Surface resistance: <math> < 1 \times 10^{11} \Omega </math>
- Material: Velcro strap, coated nylon strap
- Colour: Black

Dimensions



Other dimensions on request

Dimensions mm

Part Nr.

25,4 x 915	70-101-0002
25,4 x 508	70-101-0003

8.4. Parcel adhesive tape



Technical data:

- French and English text
« Circuits sensibles à l'électricité statique »
« Attention observe precautions for handling Electrostatic sensitive devices »
- ESD symbol
- Non ESD

Core diameter: 76 mm

Dimensions

Part Nr.

66 m x 50 mm	42-005-0010
--------------	-------------



03

TRAINING AUDIT & SERVICE



Eurostat, ESD Experts and voting member of the IEC/TC101 “electrostatics”, offers on site audits and product characterization.

1. TRAINING YOUR EMPLOYEES



As ESD sensitivity of products increases the production operators and production coordinators need to adapt to a very demanding technical environment. In order to make sure that the operators follow proper procedures, it is advised and required to provide professional ESD training.

Eurostat is a certified training institute (agreement number: 43390015239) and provides training with experts supervised by the French President of TC 101.

The training is offered in English or in French, 3 training levels are available.

Level 1

Attendees	Goals	Sessions
<ul style="list-style-type: none"> Operators Manufacturing support Management 	<ul style="list-style-type: none"> To understand why and how ESD damages and defects occur To have a clear view of the wide spectrum of risks, damages and defects in case of no-adherence or drift from the rules and means of prevention 	Approx. 3h30 (recommended period)

Level 2

Attendees	Goals	Sessions
<ul style="list-style-type: none"> Engineers Technicians management with engineering background 	<ul style="list-style-type: none"> To take care that all prevention rules are implemented and respected by all personnel working within or entering an EPA To be aware of the basic methods and tools currently used to make measurements in an EPA 	Approx. 4h30 (recommended period)

Level 3

Attendees	Goals	Sessions
<ul style="list-style-type: none"> ESD coordinators Supervisors Instructors 	<ul style="list-style-type: none"> To establish a complete Prevention and Control Plan preventing static electricity To propose progress axis and fitted preventive or corrective actions To prepare in-house audits thanks to punctual help of third-part ESD experts 	Approx. 3h00 (recommended period)



Our training programs, which are continuously improved and updated, can be adapted to companies individual needs and tailored to suit your company and the ESD experience of your employees.

After each training session, a personalised certificate is presented to each attendee.

2. AUDIT

REPORTS

ESD Experts and voting member of the IEC/TC101 “electrostatics”, Eurostat offers on site audits and product characterisation.

2.1. Site Audit

GOALS **To highlight existing in-situ gaps**
with what is recommended through IEC 61340-5-1/2 international standard

To analyse and understand
any electrostatic issues in discussion with your technical representative

The site visit - Approx. 1 day

1 The site visit is a fact-finding visit in which our consultant surveys key parts of the site and the customer’s processes and procedures.

2 It is also an opportunity for you to highlight and discuss any particular areas of concern you may have.

For these reasons it is essential to make your on-site technical representative available to act as a guide and to be a technical support.

Electrostatic related measurements such as electrostatic field potential and resistance measurements are made where it is appropriate to check the status of equipment, processes, floors and other relevant items.

2.2. Characterization

GOALS **Define the Electrostatic features of your products**
with measurements performed in our laboratory to IEC.



Progress - delays on request

After estimating the time necessary to achieve your study (depends on the quantities and objectives of your demands), we will do some testing in our characterisation laboratory.

2.3. Report

The report gives some relevant electrostatic information and explanation of key aspects where possible. It typically records: details of our consultant’s findings including the results of any measurements, conclusions and specific recommendations and a list of literature and relevant standards that might be required for reference and further reading material if applicable.



3. TECHNICAL SERVICE AND INSTALLATIONS



Our Technical service centre ensures installation, maintenance and calibration of equipment, together with repairs during the guarantee period.

Range verification and calibration of electronic equipment can also be carried out.

INSTALLATION

MAINTENANCE

REPAIR

CALIBRATION

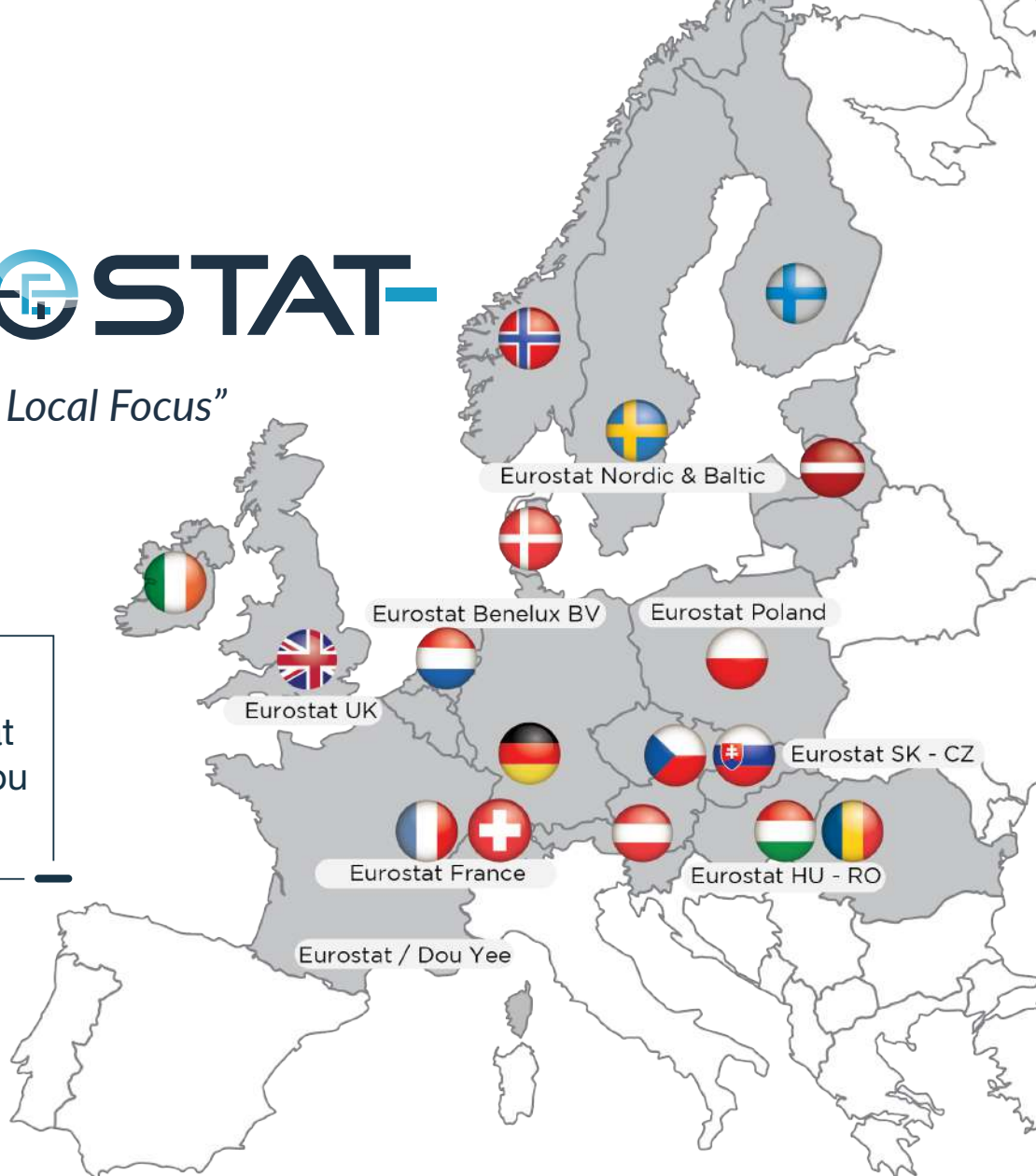
VERIFICATION

-EUROSTAT-

"Global Presence, Local Focus"

+

Find your Eurostat partner close to you



🇫🇷 **EUROSTAT GROUP FRANCE HEADQUARTERS / DOU YEE ENTERPRISES FRANCE**
1 Rond-point du Général Eisenhower - Golf Park Bâtiment 1E - 31100 TOULOUSE - FRANCE
Tel. : +33 (0) 5 61 16 20 50
info.fr@eurostatgroup.com

🇫🇷 **EUROSTAT GROUP FRANCE**
45 route d'Orgelet - 39130 PONT-DE-POITTE - FRANCE
Tel. : +33 (0) 3 84 87 02 39
info.fr@eurostatgroup.com

🇸🇪 **EUROSTAT NORDIC**
Hantverkavägen 23B - 136 44 HANDEN - SWEDEN
Tel. : +46 (0) 10 690 06 20
info.se@eurostatgroup.com

🇱🇻 **EUROSTAT BALTIC**
Udens street 23/13, Rīga, LV-1007, LATVIA
Tel. : +371 203 92 777
info.baltic@eurostatgroup.com

🇳🇴 **EUROSTAT NORWAY**
Bromsveien 31, 3183 Horten - NORWAY
Tel. : +47 938 29 207
info.no@eurostatgroup.com

🇳🇱 **EUROSTAT BENELUX BV**
Nuenenseweg 135 - 5667KP GELDROP - THE NETHERLANDS
Tel. : +31 (0) 886 363 555
info.nl@eurostatgroup.com


🇵🇱 **EUROSTAT POLAND**
55-095 Długoleka, ul. WROCLAWSKA 33d - POLAND
Tel. : + 48 71 750 04 80
info.pl@eurostatgroup.com

🇸🇰 **EUROSTAT SLOVAKIA & CZECH REPUBLIC**
Tuřanka 115, 627 00 Brno - CZECH REPUBLIC
+420 777 739 097
sales-sk-cz@eurostatgroup.com


🇭🇺 **EUROSTAT HUNGARY-ROMANIA**
1138 BUDAPEST, Váci út 184 - HUNGARY
Tel. : +36 70 609 4216
sales.hu@eurostatgroup.com

🇬🇧 **EUROSTAT UK**
Unit 2, Capital Court Bittum Road, Sowton - EXETER, EX2 7FW - UK
Tel. : +44 (0) 139 235 7548
info.uk@eurostatgroup.com


The Eurostat offer




RIGID
PACKAGING




FLEXIBLE
PACKAGING



INSTRUMENTATION
& IONISATION



EPA
ORGANIZATION



PERSONAL
EQUIPMENT

-EUROSTAT-

1 Rond-point du Général Eisenhower - Golf Park Bâtiment 1E - 31100 TOULOUSE - FRANCE
Tel : +33 (0) 5 61 16 20 50 - info.fr@eurostatgroup.com

www.eurostatgroup.com