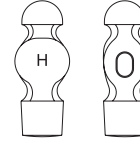




## Carlitsoe Striking Tools

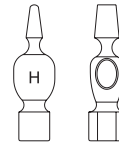
- Fiberglass Handle or Wood Handle / Your choice.
- Drop Forging ensures a long life time.

**Ex101  
Hammer, Ball Peen**



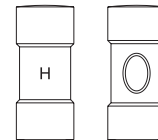
No.	Ex101-0200	Ex101-0500	Ex101-0700	Ex101-0900	Ex101-1130
H g	200	500	700	900	1130
H lbs.	0.44	1.10	1.54	1.98	2.49

**Ex102  
Hammer, Cross Peen  
Engineers'**



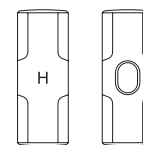
No.	Ex102-0500	Ex102-0900
H g	500	900
H lbs.	1.10	1.98

**Ex103  
Hammer, Double Face  
Machinists'**



No.	Ex103-0500
H g	500
H lbs.	1.10

**Ex104  
Hammer, Sledge**



No.	Ex104-1000	Ex104-1500	Ex104-2000	Ex104-2500	Ex104-3000	Ex104-4000	Ex104-5000	Ex104-6000	Ex104-8000	Ex104-10000
H g	1000	1500	2000	2500	3000	4000	5000	6000	8000	10000
H lbs.	2.20	3.31	4.41	5.51	6.61	8.81	11.02	13.23	17.64	22.05

# Carltsø Safety Tools

- Ex105 Hammer, Cutoff
- Ex106 Hammer, Scaling
- Ex107 Wedge, Stone
- Ex108 Hammer, Club

09

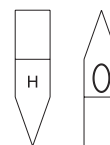


## Ex105 Hammer, Cutoff



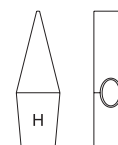
No.	Ex105-1300	Ex105-2000
H g	1300	2000
H lbs.	2.87	4.41

## Ex106 Hammer, Scaling



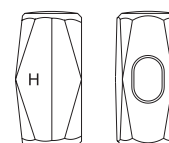
No.	Ex106-0200	Ex106-0400	Ex106-0500	Ex106-0600	Ex106-0900
H g	200	400	500	600	900
H lbs.	0.44	0.88	1.10	1.32	1.98

## Ex107 Wedge, Stone

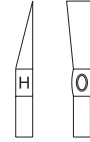



No.	Ex107-1000
H g	1000
H lbs.	2.20

## Ex108 Hammer, Club

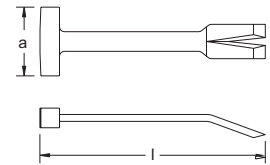


No.	Ex108-1000	Ex108-1500	Ex108-2000	Ex108-3000
H g	1000	1500	2000	3000
H lbs.	2.20	3.31	4.41	6.61



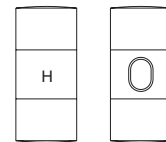
Ex112  
 Hammer, Bricklayers'

No.	Ex112-0700	Ex112-0900
H g	700	900
H lbs.	1.54	1.98



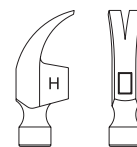
Ex113S  
 Crate Opener

No.	a mm	l mm	kg	a inch	l inch	Wt. lbs.
Ex113S-230	70	230	0.51	2 <sup>3</sup> / <sub>4</sub>	9 <sup>3</sup> / <sub>16</sub>	1.12



Ex121  
 Hammer, Plastic

No.	Ex121-0450	Ex121-1000
H g	450	1000
H lbs.	0.99	2.20



Ex122  
 Hammer, Claw

No.	Ex122-0500	Ex122-0700
H g	500	700
H lbs.	1.10	1.54

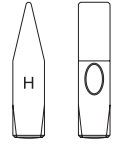
# Carltsø Safety Tools

Ex1041 Hammer, Cross Peen Engineers' / Blacksmiths'  
 Ex6475 Hammer, Sledge, German Type  
 Ex110 Wrench, Bung



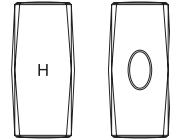
11

## Ex1041 Hammer, Cross Peen Engineers' / Blacksmiths'




No.	Ex1041-0100	Ex1041-0200	Ex1041-0300	Ex1041-0500	Ex1041-0800	Ex1041-1000	Ex1041-1500	Ex1041-2000
H g	100	200	300	500	800	1000	1500	2000
H lbs.	0.22	0.44	0.66	1.10	1.76	2.20	3.31	4.41

## Ex6475 Hammer, Sledge German Type



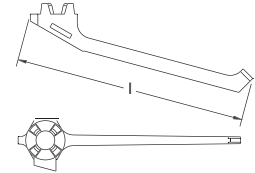
No.	Ex6475-1000	Ex6475-1500	Ex6475-2000	Ex6475-2500	Ex6475-3000	Ex6475-4000	Ex6475-5000	Ex6475-6000	Ex6475-8000	Ex6475-10000
H g	1000	1500	2000	2500	3000	4000	5000	6000	8000	10000
H lbs.	2.20	3.31	4.41	5.51	6.61	8.81	11.02	13.23	17.64	22.05

## Ex110 Wrench, Bung



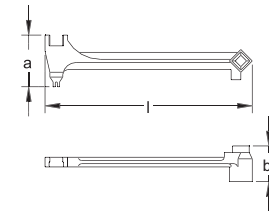
No.	l mm	kg	l inch	Wt. lbs.
Ex110-400	400	1.94	15 <sup>3</sup> / <sub>4</sub>	4.28

Ex110ES  
**Wrench, Bung**  
Fits 3/4" & 2" Bungs



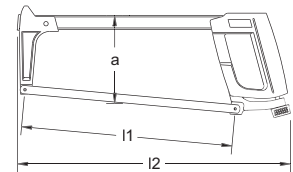
No.	l mm	kg	l inch	Wt. lbs.
Ex110ES-305	305	0.75	12 <sup>3</sup> / <sub>16</sub>	1.65

Ex110S  
**Wrench, Bung**  
For 22 Different Bungs



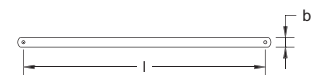
No.	a mm	b mm	l mm	kg	a inch	b inch	l inch	Wt. lbs.
Ex110S-385	96	66	385	1.82	3 <sup>13</sup> / <sub>16</sub>	2 <sup>5</sup> / <sub>8</sub>	15 <sup>3</sup> / <sub>8</sub>	4.01

Ex118A  
**Saw, Hand Frame**



No.	a mm	l <sub>1</sub> mm	l <sub>2</sub> mm	kg	a inch	l <sub>1</sub> inch	l <sub>2</sub> inch	Wt. lbs.
Ex118A-300	128	300	395	0.54	5 <sup>1</sup> / <sub>8</sub>	12	15 <sup>3</sup> / <sub>4</sub>	1.19

Ex118B  
**Saw Blade, Hack**



No.	b mm	l mm	kg	b inch	l inch	Wt. lbs.
Ex118B-300	12	300	0.017	7/16	12	0.04