

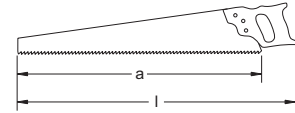


## Carltsøe Round Corner Shape

- All Box/Ring Ended Carltsøe Tools, are manufactured with Carltsøe's Round Corner.
- Carltsøe's Round Corner design prevents damage to the bolt head.
- Very high tensile strength due to the design of the Carltsøe Round Corner.

Ex119

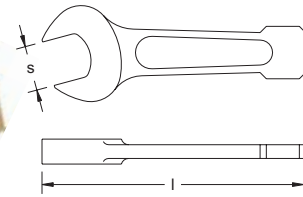
**Saw, Hand (8 teeth/inch)**



No.	a mm	l mm	kg	a inch	l inch	Wt. lbs.
Ex119-600	600	680	0.51	24	27 <sup>3</sup> / <sub>16</sub>	1.12

Ex200

**Wrench, Striking, Open End**



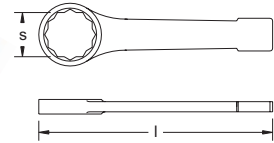
No.	S mm	l mm	kg
Ex200-17	17	140	0.18
Ex200-18	18	140	0.18
Ex200-19	19	140	0.19
Ex200-22	22	150	0.26
Ex200-24	24	160	0.33
Ex200-26	26	180	0.43
Ex200-27	27	180	0.43
Ex200-28	28	180	0.43
Ex200-29	29	190	0.53
Ex200-30	30	190	0.53
Ex200-32	32	195	0.58
Ex200-35	35	210	0.85
Ex200-36	36	210	0.85
Ex200-37	37	210	0.85
Ex200-38	38	225	0.98
Ex200-41	41	225	1.04
Ex200-42	42	225	1.10
Ex200-46	46	255	1.48
Ex200-50	50	280	1.71
Ex200-52	52	280	2.20
Ex200-55	55	310	2.20
Ex200-56	56	310	2.20
Ex200-60	60	320	2.76
Ex200-63	63	350	4.36
Ex200-65	65	350	4.36
Ex200-70	70	375	4.85
Ex200-75	75	395	5.56
Ex200-80	80	410	6.20
Ex200-85	85	415	6.50
Ex200-90	90	435	7.45
Ex200-95	95	450	8.10

No.	S inch	l inch	Wt. lbs.
Ex200-11/16	11/16	5 <sup>9</sup> / <sub>16</sub>	0.40
Ex200-3/4	3/4	5 <sup>9</sup> / <sub>16</sub>	0.42
Ex200-7/8	7/8	6	0.57
Ex200-15/16	15/16	6 <sup>3</sup> / <sub>8</sub>	0.73
Ex200-1	1	7 <sup>3</sup> / <sub>16</sub>	0.95
Ex200-1.1/16	1 1/16	7 <sup>3</sup> / <sub>16</sub>	0.95
Ex200-1.1/8	1 1/8	7 <sup>3</sup> / <sub>16</sub>	0.95
Ex200-1.3/16	1 3/16	7 <sup>9</sup> / <sub>16</sub>	1.17
Ex200-1.1/4	1 1/4	7 <sup>9</sup> / <sub>16</sub>	1.17
Ex200-1.5/16	1 5/16	7 <sup>3</sup> / <sub>4</sub>	1.28
Ex200-1.3/8	1 3/8	8 <sup>3</sup> / <sub>8</sub>	1.87
Ex200-1.7/16	1 7/16	8 <sup>3</sup> / <sub>8</sub>	1.87
Ex200-1.1/2	1 1/2	8 <sup>3</sup> / <sub>8</sub>	2.16
Ex200-1.5/8	1 5/8	9	2.29
Ex200-1.11/16	1 11/16	9	2.43
Ex200-1.13/16	1 13/16	9	3.26
Ex200-2	2	11 <sup>3</sup> / <sub>16</sub>	3.77
Ex200-2.1/16	2 1/16	11 <sup>3</sup> / <sub>16</sub>	4.85
Ex200-2.3/16	2 3/16	12 <sup>3</sup> / <sub>8</sub>	4.85
Ex200-2.1/4	2 1/4	12 <sup>3</sup> / <sub>8</sub>	4.85
Ex200-2.3/8	2 3/8	12 <sup>3</sup> / <sub>4</sub>	6.08
Ex200-2.1/2	2 1/2	14	9.61
Ex200-2.9/16	2 9/16	14	9.61
Ex200-2.3/4	2 3/4	15	10.69
Ex200-3	3	15 <sup>3</sup> / <sub>4</sub>	12.26
Ex200-3.3/16	3 3/16	16 <sup>3</sup> / <sub>8</sub>	13.67
Ex200-3.3/8	3 3/8	16 <sup>9</sup> / <sub>16</sub>	14.33
Ex200-3.9/16	3 9/16	17 <sup>3</sup> / <sub>8</sub>	16.42
Ex200-3.3/4	3 3/4	18	17.86





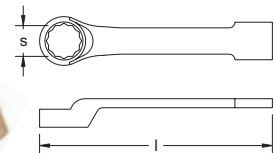
Ex201  
Wrench, Single End, Box  
12-Point



No.	S mm	I mm	⚖️ kg
Ex201-17	17	177	0.15
Ex201-19	19	185	0.25
Ex201-22	22	200	0.37
Ex201-24	24	210	0.50
Ex201-27	27	210	0.50
Ex201-30	30	210	0.63
Ex201-32	32	215	0.69
Ex201-36	36	225	0.79
Ex201-41	41	240	1.07
Ex201-46	46	255	1.10
Ex201-50	50	265	1.13
Ex201-55	55	280	1.32
Ex201-60	60	290	1.47
Ex201-65	65	315	1.91
Ex201-70	70	330	2.09
Ex201-75	75	340	2.37
Ex201-80	80	360	2.84

No.	S inch	I inch	Wt. lbs.
Ex201-11/16	11/16	7 1/16	0.33
Ex201-3/4	3/4	7 3/8	0.55
Ex201-7/8	7/8	8	0.82
Ex201-15/16	15/16	8 3/8	1.10
Ex201-1 1/16	1 1/16	8 3/8	1.10
Ex201-1 3/16	1 3/16	8 3/8	1.39
Ex201-1 1/4	1 1/4	8 9/16	1.52
Ex201-1 7/16	1 7/16	9	1.74
Ex201-1 5/8	1 5/8	9 9/16	2.36
Ex201-1 13/16	1 13/16	10 3/16	2.43
Ex201-2	2	10 9/16	2.49
Ex201-2 3/16	2 3/16	11 3/16	2.91
Ex201-2 3/8	2 3/8	11 9/16	3.24
Ex201-2 9/16	2 9/16	12 9/16	4.21
Ex201-2 3/4	2 3/4	13 3/16	4.61
Ex201-3	3	13 9/16	5.22
Ex201-3 3/16	3 3/16	14 3/8	6.26

Ex201F  
Wrench, Striking Box, Offset  
12-Point



No.	S mm	I mm	⚖️ kg
Ex201 F-27	27	245	0.75
Ex201 F-30	30	270	0.82
Ex201 F-32	32	270	0.82
Ex201 F-36	36	280	1.30
Ex201 F-41	41	310	1.35
Ex201 F-46	46	320	1.90
Ex201 F-50	50	330	2.12
Ex201 F-55	55	340	2.52
Ex201 F-60	60	355	3.01
Ex201 F-65	65	380	3.55
Ex201 F-70	70	400	4.30

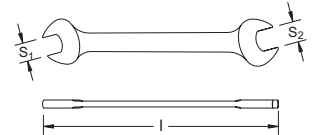
No.	S inch	I inch	Wt. lbs.
Ex201 F-1 1/16	1 1/16	19 3/4	1.65
Ex201 F-1 3/16	1 3/16	10 3/4	1.81
Ex201 F-1 1/4	1 1/4	10 3/4	1.81
Ex201 F-1 7/16	1 7/16	11 3/16	2.87
Ex201 F-1 5/8	1 5/8	12 3/8	2.98
Ex201 F-1 13/16	1 13/16	12 3/4	4.19
Ex201 F-2	2	13 3/16	4.67
Ex201 F-2 3/16	2 3/16	13 9/16	5.56
Ex201 F-2 3/8	2 3/8	14 3/16	6.64
Ex201 F-2 9/16	2 9/16	15 3/16	7.83
Ex201 F-2 3/4	2 3/4	16	9.48







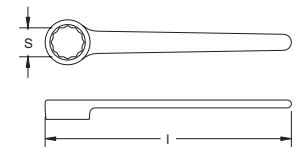
Ex203  
Wrench, Open End,  
Double



No.	S <sub>1</sub> X S <sub>2</sub> mm	l mm	kg
Ex203-6-7	6X7	90	0.03
Ex203-6-8	6X8	90	0.03
Ex203-7-8	7X8	100	0.03
Ex203-7-9	7X9	100	0.03
Ex203-8-9	8X9	100	0.04
Ex203-8-10	8X10	100	0.04
Ex203-9-10	9X10	100	0.04
Ex203-9-11	9X11	120	0.06
Ex203-10-12	10X12	120	0.06
Ex203-11-14	11X14	130	0.06
Ex203-12-14	12X14	130	0.06
Ex203-13-15	13X15	135	0.10
Ex203-14-15	14X15	150	0.14
Ex203-14-17	14X17	150	0.14
Ex203-16-18	16X18	165	0.14
Ex203-17-19	17X19	165	0.19
Ex203-19-22	19X22	180	0.23
Ex203-20-22	20X22	180	0.23
Ex203-21-23	21X23	210	0.26
Ex203-22-24	22X24	210	0.29
Ex203-24-27	24X27	230	0.47
Ex203-25-28	25X28	230	0.43
Ex203-24-30	24X30	250	0.52
Ex203-27-30	27X30	250	0.53
Ex203-27-32	27X32	250	0.42
Ex203-30-32	30X32	250	0.43
Ex203-32-36	32X36	290	0.78
Ex203-36-41	36X41	315	1.04
Ex203-41-46	41X46	365	1.54
Ex203-46-50	46X50	370	1.73
Ex203-50-55	50X55	385	2.39
Ex203-55-60	55X60	415	2.81
Ex203-60-65	60X65	435	3.98

No.	S <sub>1</sub> X S <sub>2</sub> inch	l inch	Wt. lbs.
Ex203-1/4-5/16	1/4X5/16	3 <sup>9</sup> / <sub>16</sub>	0.07
Ex203-1/4-3/8	1/4X3/8	4	0.07
Ex203-5/16-3/8	5/16X3/8	4	0.09
Ex203-3/8-7/16	3/8X7/16	4 <sup>3</sup> / <sub>4</sub>	0.13
Ex203-7/16-9/16	7/16X9/16	5 <sup>3</sup> / <sub>16</sub>	0.14
Ex203-1/2-9/16	1/2X9/16	5 <sup>3</sup> / <sub>8</sub>	0.22
Ex203-9/16-5/8	9/16X5/8	6	0.31
Ex203-9/16-11/16	9/16X11/16	6	0.31
Ex203-5/8-11/16	5/8X11/16	6 <sup>9</sup> / <sub>16</sub>	0.31
Ex203-11/16-3/4	11/16X3/4	6 <sup>9</sup> / <sub>16</sub>	0.42
Ex203-3/4-7/8	3/4X7/8	7 <sup>3</sup> / <sub>16</sub>	0.51
Ex203-13/16-7/8	13/16X7/8	8 <sup>3</sup> / <sub>8</sub>	0.57
Ex203-7/8-15/16	7/8X15/16	8 <sup>3</sup> / <sub>8</sub>	0.64
Ex203-15/16-1.1/16	15/16X1 <sup>1</sup> / <sub>16</sub>	9 <sup>3</sup> / <sub>16</sub>	1.04
Ex203-1-1.1/8	1X1 <sup>1</sup> / <sub>8</sub>	9 <sup>3</sup> / <sub>16</sub>	0.95
Ex203-15/16-1.3/16	15/16X1 <sup>3</sup> / <sub>16</sub>	10	1.15
Ex203-1.1/16-1.3/16	1 <sup>1</sup> / <sub>16</sub> X1 <sup>3</sup> / <sub>16</sub>	10	1.17
Ex203-1.1/16-1.1/4	1 <sup>1</sup> / <sub>16</sub> X1 <sup>1</sup> / <sub>4</sub>	10	0.93
Ex203-1.3/16-1.1/4	1 <sup>3</sup> / <sub>16</sub> X1 <sup>1</sup> / <sub>4</sub>	10	0.95
Ex203-1.1/4-1.7/16	1 <sup>1</sup> / <sub>4</sub> X1 <sup>7</sup> / <sub>16</sub>	11 <sup>9</sup> / <sub>16</sub>	1.72
Ex203-1.7/16-1.5/8	1 <sup>7</sup> / <sub>16</sub> X1 <sup>5</sup> / <sub>8</sub>	12 <sup>9</sup> / <sub>16</sub>	2.29
Ex203-1.5/8-1.13/16	1 <sup>5</sup> / <sub>8</sub> X1 <sup>13</sup> / <sub>16</sub>	14 <sup>9</sup> / <sub>16</sub>	3.40
Ex203-1.13/16-2	1 <sup>13</sup> / <sub>16</sub> X2	14 <sup>3</sup> / <sub>4</sub>	3.81
Ex203-2-2.3/16	2X2 <sup>3</sup> / <sub>16</sub>	15 <sup>3</sup> / <sub>8</sub>	5.27
Ex203-2.3/16-2.3/8	2 <sup>3</sup> / <sub>16</sub> X2 <sup>3</sup> / <sub>8</sub>	16 <sup>9</sup> / <sub>16</sub>	6.20
Ex203-2.9/16-2.3/4	2 <sup>9</sup> / <sub>16</sub> X2 <sup>3</sup> / <sub>4</sub>	18 <sup>3</sup> / <sub>4</sub>	8.77

Ex204D  
Wrench, Box End  
12-Point (DIN3111)



No.	S mm	l mm	kg
Ex204D-14	14	138	0.06
Ex204D-17	17	155	0.09
Ex204D-19	19	171	0.12
Ex204D-22	22	190	0.17
Ex204D-24	24	215	0.24
Ex204D-27	27	230	0.32
Ex204D-30	30	254	0.43

No.	S inch	l inch	Wt. lbs.
Ex204D-9/16	9/16	5 <sup>1</sup> / <sub>2</sub>	0.13
Ex204D-11/16	11/16	6 <sup>3</sup> / <sub>16</sub>	0.20
Ex204D-3/4	3/4	6 <sup>13</sup> / <sub>16</sub>	0.26
Ex204D-7/8	7/8	7 <sup>9</sup> / <sub>16</sub>	0.37
Ex204D-15/16	15/16	8 <sup>9</sup> / <sub>16</sub>	0.53
Ex204D-1.1/16	1 <sup>1</sup> / <sub>16</sub>	9 <sup>3</sup> / <sub>16</sub>	0.71
Ex204D-1.3/16	1 <sup>3</sup> / <sub>16</sub>	10 <sup>1</sup> / <sub>8</sub>	0.95

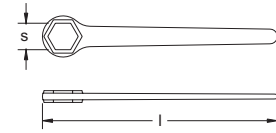


## Carltsø Safety Tools

Wrench, Box End, 6-Point  
Wrench, Construction, With Pin, (Ring End)  
Wrench, Construction, With Pin, (Open End)

Ex204  
EX204S  
Ex205S

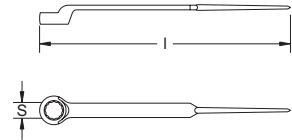
### Ex204 Wrench, Box End 6-Point



No.	S mm	L mm	Δ kg
Ex204-17	17	165	0.12
Ex204-19	19	205	0.19
Ex204-20	20	205	0.22
Ex204-24	24	240	0.32
Ex204-27	27	240	0.38
Ex204-30	30	270	0.50
Ex204-32	32	270	0.62
Ex204-36	36	310	1.10
Ex204-41	41	375	1.20
Ex204-46	46	410	1.70

No.	S inch	L inch	Wt. lbs.
Ex204-11/16	11/16	6 <sup>9</sup> / <sub>16</sub>	0.26
Ex204-3/4	3/4	8 <sup>3</sup> / <sub>16</sub>	0.42
Ex204-15/16	15/16	9 <sup>9</sup> / <sub>16</sub>	0.71
Ex204-1.1/16	1 1/16	9 <sup>9</sup> / <sub>16</sub>	0.84
Ex204-1.3/16	1 3/16	10 <sup>3</sup> / <sub>4</sub>	1.10
Ex204-1.1/4	1 1/4	10 <sup>3</sup> / <sub>4</sub>	1.37
Ex204-1.7/16	1 7/16	12 <sup>3</sup> / <sub>8</sub>	2.43
Ex204-1.5/8	1 5/8	15	2.65
Ex204-1.13/16	1 13/16	16 <sup>3</sup> / <sub>8</sub>	3.75

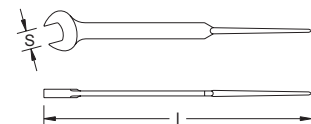
### Ex204S Wrench, Construction With Pin, (Ring End)



No.	S mm	L mm	Δ kg
Ex204S-22	22	350	0.39
Ex204S-24	24	350	0.39
Ex204S-27	27	400	0.49
Ex204S-30	30	400	0.80
Ex204S-32	32	400	0.78
Ex204S-36	36	450	0.93
Ex204S-38	38	450	0.93
Ex204S-41	41	450	1.36
Ex204S-46	46	500	2.06
Ex204S-50	50	550	2.79

No.	S inch	L inch	Wt. lbs.
Ex204S-7/8	7/8	14	0.86
Ex204S-15/16	15/16	14	0.86
Ex204S-1.1/16	1 1/16	16	1.08
Ex204S-1.3/16	1 3/16	16	1.76
Ex204S-1.1/4	1 1/4	16	1.72
Ex204S-1.7/16	1 7/16	18	2.05
Ex204S-1.1/2	1 1/2	18	2.05
Ex204S-1.5/8	1 5/8	18	3.00
Ex204S-1.13/16	1 13/16	20	4.54
Ex204S-2	2	22	6.15

### Ex205S Wrench, Construction With Pin, (Open End)



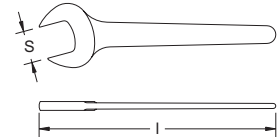
No.	S mm	L mm	Δ kg
Ex205S-22	22	350	0.43
Ex205S-24	24	350	0.44
Ex205S-27	27	400	0.60
Ex205S-30	30	400	0.95
Ex205S-32	32	400	0.95
Ex205S-36	36	450	1.22
Ex205S-38	38	450	1.19
Ex205S-41	41	455	1.39
Ex205S-44	44	500	1.87
Ex205S-46	46	500	1.88

No.	S inch	L inch	Wt. lbs.
Ex205S-7/8	7/8	14	0.95
Ex205S-15/16	15/16	14	0.97
Ex205S-1.1/16	1 1/16	16	1.32
Ex205S-1.3/16	1 3/16	16	2.09
Ex205S-1.1/4	1 1/4	16	2.09
Ex205S-1.7/16	1 7/16	18	2.69
Ex205S-1.1/2	1 1/2	18	2.62
Ex205S-1.5/8	1 5/8	18 <sup>3</sup> / <sub>16</sub>	3.06
Ex205S-1.3/4	1 3/4	20	4.12
Ex205S-1.13/16	1 13/16	20	4.14





Ex205  
Wrench, Open End



No.	S mm	l mm	⚖️ kg
Ex205-6	6	85	0.01
Ex205-7	7	90	0.02
Ex205-8	8	95	0.02
Ex205-10	10	105	0.04
Ex205-12	12	115	0.05
Ex205-13	13	120	0.06
Ex205-14	14	125	0.08
Ex205-16	16	135	0.11
Ex205-17	17	140	0.11
Ex205-19	19	155	0.15
Ex205-22	22	180	0.19
Ex205-24	24	200	0.24
Ex205-25	25	205	0.27
Ex205-27	27	225	0.33
Ex205-30	30	255	0.40
Ex205-32	32	275	0.52
Ex205-36	36	300	0.73
Ex205-38	38	310	0.79
Ex205-41	41	330	1.05
Ex205-46	46	370	1.29
Ex205-50	50	380	1.73
Ex205-55	55	400	2.30
Ex205-60	60	430	2.78

No.	S inch	l inch	Wt. lbs.
Ex205-1/4	1/4	3 <sup>3</sup> / <sub>8</sub>	0.02
Ex205-5/16	5/16	3 <sup>3</sup> / <sub>4</sub>	0.04
Ex205-3/8	3/8	4 <sup>3</sup> / <sub>16</sub>	0.09
Ex205-7/16	7/16	4 <sup>9</sup> / <sub>16</sub>	0.11
Ex205-1/2	1/2	4 <sup>3</sup> / <sub>4</sub>	0.13
Ex205-9/16	9/16	5	0.18
Ex205-5/8	5/8	5 <sup>3</sup> / <sub>8</sub>	0.24
Ex205-11/16	11/16	5 <sup>9</sup> / <sub>16</sub>	0.24
Ex205-3/4	3/4	6 <sup>3</sup> / <sub>16</sub>	0.33
Ex205-7/8	7/8	7 <sup>3</sup> / <sub>16</sub>	0.42
Ex205-15/16	15/16	8	0.53
Ex205-1	1	8 <sup>3</sup> / <sub>16</sub>	0.60
Ex205-1,1/16	1 1/16	9	0.73
Ex205-1,3/16	1 3/16	10 <sup>3</sup> / <sub>16</sub>	0.88
Ex205-1,1/4	1 1/4	11	1.15
Ex205-1,7/16	1 7/16	12	1.61
Ex205-1,1/2	1 1/2	12 <sup>3</sup> / <sub>8</sub>	1.74
Ex205-1,5/8	1 5/8	13 <sup>3</sup> / <sub>16</sub>	2.31
Ex205-1,13/16	1 13/16	14 <sup>3</sup> / <sub>4</sub>	2.84
Ex205-2	2	15 <sup>3</sup> / <sub>16</sub>	3.81
Ex205-2,3/16	2 3/16	16	5.07
Ex205-2,3/8	2 3/8	17 <sup>3</sup> / <sub>16</sub>	6.13

Ex207F  
Valve Wheel Hook



No.	a mm	b mm	d mm	l mm	⚖️ kg	a inch	b inch	d inch	l inch	Wt. lbs.
Ex207F-30	30	56	13	300	0.44	1 <sup>3</sup> / <sub>16</sub>	2 <sup>1</sup> / <sub>4</sub>	1/2	12	0.96
Ex207F-35	35	61	13	350	0.50	1 <sup>3</sup> / <sub>8</sub>	2 <sup>7</sup> / <sub>16</sub>	1/2	14	1.11
Ex207F-40	40	72	16	400	0.87	1 <sup>9</sup> / <sub>16</sub>	2 <sup>7</sup> / <sub>8</sub>	5/8	16	1.93
Ex207F-45	45	77	16	450	0.98	1 <sup>3</sup> / <sub>4</sub>	3 <sup>1</sup> / <sub>16</sub>	5/8	18	2.15
Ex207F-50	50	88	19	500	1.54	2	3 <sup>1</sup> / <sub>2</sub>	3/4	20	3.39
Ex207F-60	60	104	22	600	2.47	2 <sup>3</sup> / <sub>8</sub>	4 <sup>1</sup> / <sub>8</sub>	7/8	24	5.44
Ex207F-70	70	120	25	700	3.71	2 <sup>3</sup> / <sub>4</sub>	4 <sup>3</sup> / <sub>4</sub>	1	28	8.18
Ex207F-80	80	136	28	800	5.31	3 <sup>3</sup> / <sub>16</sub>	5 <sup>7</sup> / <sub>16</sub>	1 1/8	32	11.72



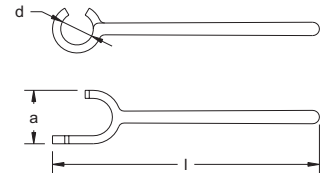
# Carltsø Safety Tools

Ex207S Wrench, Valve Wheel (DIN87311)  
 Ex207ES Wrench, Valve Wheel  
 Ex208S Wrench, Spanner Adjustable  
 Ex208DH Wrench, Adjustable For Double Hole



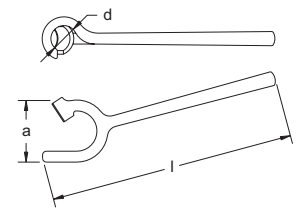
23

## Ex207S Wrench, Valve Wheel (DIN87311)



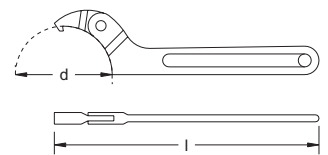
No.	d mm	a mm	l mm	kg	d inch	a inch	l inch	Wt. lbs.
Ex207S-215	32	56	215	0.39	1 1/4	2 1/4	8 9/16	0.86
Ex207S-290	36	56	290	1.03	1 7/16	2 1/4	11 9/16	2.27
Ex207S-400	48	80	400	0.86	1 7/8	3 3/16	16	1.90
Ex207S-490	60	100	490	1.95	2 3/8	4	19 9/16	4.30
Ex207S-800	60	110	800	5.70	2 3/8	4 3/8	32	12.57

## Ex207ES Wrench, Valve Wheel



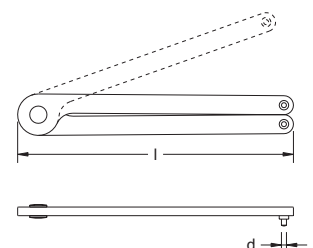
No.	d mm	a mm	l mm	kg	d inch	a inch	l inch	Wt. lbs.
Ex207ES-215	24	56	215	0.24	15/16	2 1/4	8 9/16	0.53

## Ex208S Wrench, Spanner Adjustable



No.	d mm	l mm	kg	d inch	l inch	Wt. lbs.
Ex208S-32/75	32-75	205	0.21	1 1/4-3	8 3/16	0.46
Ex208S-50/120	50-120	285	0.48	2-4 3/4	11 3/8	1.06
Ex208S-115/170	115-170	310	1.21	4 9/16-6 3/4	12 3/8	2.67

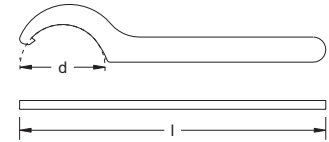
## Ex208DH Wrench, Adjustable For Double Hole



No.	d mm	l mm	kg	d inch	l inch	Wt. lbs.
Ex208DH-2.9	2.9	160	0.14	1/8	6 3/8	0.31

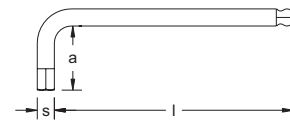


Ex208  
Wrench, Spanner, Fixed  
(DIN1810)



No.	d mm	l mm	kg	d inch	l inch	Wt. lbs.
Ex208-12/14	12/14	103	0.03	7/16-9/16	4 1/8	0.07
Ex208-16/18	16/18	104	0.03	5/8-11/16	4 1/8	0.07
Ex208-16/20	16/20	104	0.03	5/8-3/4	4 1/8	0.07
Ex208-20/22	20/22	105	0.03	3/4-7/8	4 3/16	0.07
Ex208-25/28	25/28	126	0.05	1-1 1/8	5 3/64	0.11
Ex208-30/32	30/32	128	0.05	1 3/16-1 1/4	5 1/8	0.11
Ex208-34/36	34/36	160	0.10	1 3/8-1 7/16	6 3/8	0.22
Ex208-40/42	40/42	161	0.10	1 9/16-1 11/16	6 7/16	0.22
Ex208-45/50	45/50	193	0.18	1 3/4-2	7 11/16	0.40
Ex208-52/55	52/55	195	0.18	2 1/16-2 3/16	7 3/4	0.40
Ex208-58/62	58/62	227	0.29	2 5/16-2 7/16	9 1/16	0.64
Ex208-68/75	68/75	230	0.29	2 11/16-3	9 3/16	0.64
Ex208-80/90	80/90	266	0.45	3 3/16-3 9/16	10 5/8	0.99
Ex208-95/100	95/100	271	0.44	3 3/4-4	10 13/16	0.97
Ex208-110/115	110/115	315	0.82	4 3/8-4 9/16	12 9/16	1.81
Ex208-120/130	120/130	319	0.82	4 3/4-5 3/16	12 3/4	1.81
Ex208-135/145	135/145	363	1.32	5 3/8-5 3/4	14 1/2	2.91

Ex209L  
Wrench, Allen / Hex Key  
Ball Point, Long Type



No.	S mm	a mm	l mm	kg
Ex209L-1.5	1.5	14	88	0.0027
Ex209L-2	2	16	99	0.0064
Ex209L-2.5	2.5	18	109	0.0072
Ex209L-3	3	20	125	0.014
Ex209L-4	4	25	139	0.026
Ex209L-5	5	28	155	0.042
Ex209L-6	6	32	176	0.066
Ex209L-7	7	34	188	0.09
Ex209L-8	8	36	201	0.14
Ex209L-10	10	40	228	0.25
Ex209L-12	12	45	258	0.37
Ex209L-14	14	56	276	0.63
Ex209L-17	17	63	299	0.92

No.	S inch	a inch	l inch	Wt. lbs.
Ex209L-1/16	1/16	9/16	3 1/2	0.006
Ex209L-5/64	5/64	5/8	3 15/16	0.014
Ex209L-3/32	3/32	11/16	4 3/8	0.016
Ex209L-1/8	1/8	3/4	5	0.031
Ex209L-5/32	5/32	1	5 9/16	0.057
Ex209L-3/16	3/16	1 1/8	6 3/16	0.093
Ex209L-7/32	7/32	1 1/4	7	0.15
Ex209L-1/4	1/4	1 3/8	7 1/2	0.20
Ex209L-5/16	5/16	1 7/16	8	0.32
Ex209L-7/16	7/16	1 3/4	10 5/16	0.82
Ex209L-1/2	1/2	2 1/4	11	1.39